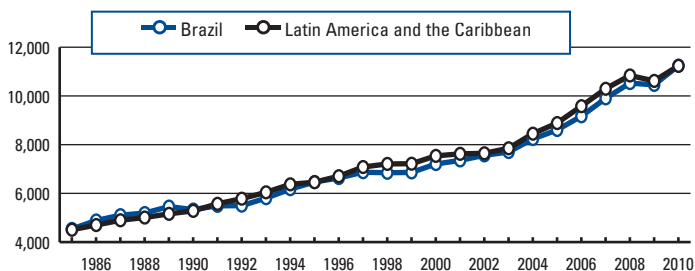


Brazil

Key indicators, 2010

Population (millions).....	195.4
GDP (US\$ billions).....	2,090.3
GDP per capita (US\$).....	10,816
GDP (PPP) as share (%) of world total.....	2.94

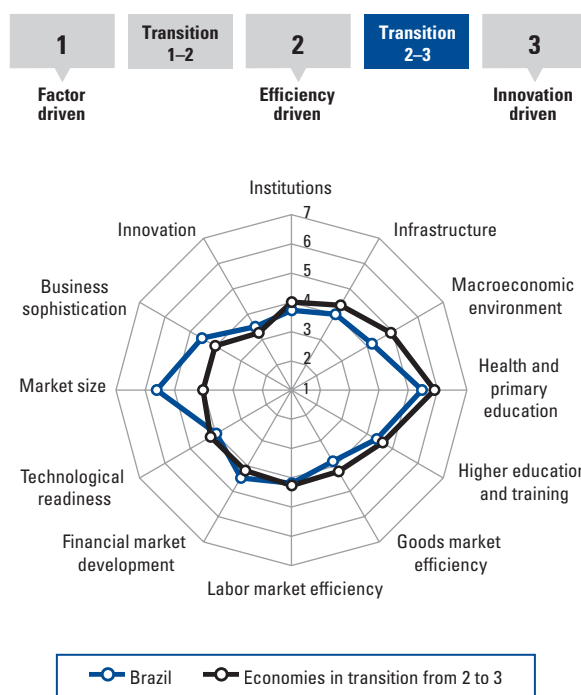
GDP (PPP) per capita (int'l \$), 1985–2010



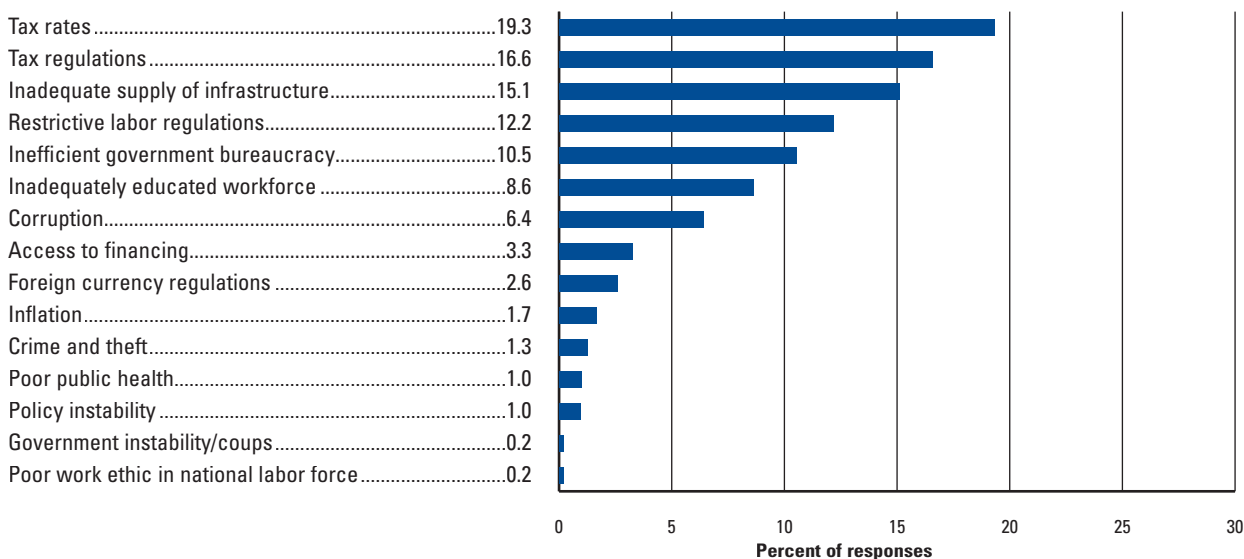
Global Competitiveness Index

	Rank (out of 142)	Score (1–7)
GCI 2011–2012	53	4.3
GCI 2010–2011 (out of 139).....	58	4.3
GCI 2009–2010 (out of 133).....	56	4.2
Basic requirements (35.5%)	83	4.3
Institutions.....	77	3.7
Infrastructure.....	64	4.0
Macroeconomic environment.....	115	4.2
Health and primary education.....	87	5.4
Efficiency enhancers (50.0%)	41	4.4
Higher education and training.....	57	4.4
Goods market efficiency.....	113	3.8
Labor market efficiency.....	83	4.2
Financial market development.....	43	4.5
Technological readiness.....	54	4.0
Market size.....	10	5.6
Innovation and sophistication factors (14.5%)	35	4.0
Business sophistication.....	31	4.5
Innovation.....	44	3.5

Stage of development



The most problematic factors for doing business



Note: From a list of 15 factors, respondents were asked to select the five most problematic for doing business in their country and to rank them between 1 (most problematic) and 5. The bars in the figure show the responses weighted according to their rankings.

The Global Competitiveness Index in detail

INDICATOR	VALUE	RANK/142	INDICATOR	VALUE	RANK/142
1st pillar: Institutions			6th pillar: Goods market efficiency		
1.01	Property rights.....	4.4.....59	6.01	Intensity of local competition.....	5.2.....48
1.02	Intellectual property protection.....	3.2.....84	6.02	Extent of market dominance.....	4.3.....40
1.03	Diversion of public funds.....	2.6.....110	6.03	Effectiveness of anti-monopoly policy.....	4.6.....34
1.04	Public trust of politicians.....	2.1.....105	6.04	Extent and effect of taxation.....	2.1.....142
1.05	Irregular payments and bribes.....	4.1.....61	6.05	Total tax rate, % profits*.....	69.0.....133
1.06	Judicial independence.....	3.7.....71	6.06	No. procedures to start a business*.....	15.....134
1.07	Favoritism in decisions of government officials.....	3.1.....65	6.07	No. days to start a business*.....	120.....138
1.08	Wastefulness of government spending.....	2.0.....136	6.08	Agricultural policy costs.....	4.5.....21
1.09	Burden of government regulation.....	2.0.....142	6.09	Prevalence of trade barriers.....	4.0.....109
1.10	Efficiency of legal framework in settling disputes.....	3.5.....75	6.10	Trade tariffs, % duty*.....	11.5.....120
1.11	Efficiency of legal framework in challenging regs.....	3.7.....66	6.11	Prevalence of foreign ownership.....	4.6.....79
1.12	Transparency of government policymaking.....	4.1.....78	6.12	Business impact of rules on FDI.....	4.6.....74
1.13	Business costs of terrorism.....	6.2.....23	6.13	Burden of customs procedures.....	3.1.....124
1.14	Business costs of crime and violence.....	3.4.....126	6.14	Imports as a percentage of GDP*.....	12.0.....142
1.15	Organized crime.....	4.0.....120	6.15	Degree of customer orientation.....	4.9.....51
1.16	Reliability of police services.....	4.3.....66	6.16	Buyer sophistication.....	3.7.....47
1.17	Ethical behavior of firms.....	3.7.....83	7th pillar: Labor market efficiency		
1.18	Strength of auditing and reporting standards.....	5.0.....49	7.01	Cooperation in labor-employer relations.....	4.2.....79
1.19	Efficacy of corporate boards.....	4.8.....49	7.02	Flexibility of wage determination.....	4.3.....115
1.20	Protection of minority shareholders' interests.....	4.5.....49	7.03	Rigidity of employment index, 0-100 (worst)*.....	46.0.....118
1.21	Strength of investor protection, 0-10 (best)*.....	5.3.....60	7.04	Hiring and firing practices.....	2.9.....128
2nd pillar: Infrastructure			7.05	Redundancy costs, weeks of salary*.....	46.....84
2.01	Quality of overall infrastructure.....	3.6.....104	7.06	Pay and productivity.....	3.7.....83
2.02	Quality of roads.....	2.8.....118	7.07	Reliance on professional management.....	4.8.....39
2.03	Quality of railroad infrastructure.....	1.9.....91	7.08	Brain drain.....	4.4.....30
2.04	Quality of port infrastructure.....	2.7.....130	7.09	Women in labor force, ratio to men*.....	0.75.....78
2.05	Quality of air transport infrastructure.....	3.4.....122	8th pillar: Financial market development		
2.06	Available airline seat kms/week, millions*.....	3,560.9.....9	8.01	Availability of financial services.....	5.6.....25
2.07	Quality of electricity supply.....	4.9.....69	8.02	Affordability of financial services.....	4.5.....52
2.08	Fixed telephone lines/100 pop.*.....	21.6.....57	8.03	Financing through local equity market.....	4.2.....33
2.09	Mobile telephone subscriptions/100 pop.*.....	104.1.....66	8.04	Ease of access to loans.....	3.1.....47
3rd pillar: Macroeconomic environment			8.05	Venture capital availability.....	2.8.....52
3.01	Government budget balance, % GDP*.....	-2.9.....57	8.06	Soundness of banks.....	6.2.....16
3.02	Gross national savings, % GDP*.....	17.0.....90	8.07	Regulation of securities exchanges.....	5.7.....9
3.03	Inflation, annual % change*.....	5.0.....93	8.08	Legal rights index, 0-10 (best)*.....	3.0.....105
3.04	Interest rate spread, %*.....	31.1.....137	9th pillar: Technological readiness		
3.05	General government debt, % GDP*.....	66.1.....114	9.01	Availability of latest technologies.....	5.4.....53
3.06	Country credit rating, 0-100 (best)*.....	68.5.....39	9.02	Firm-level technology absorption.....	5.2.....48
4th pillar: Health and primary education			9.03	FDI and technology transfer.....	5.1.....28
4.01	Business impact of malaria.....	6.0.....78	9.04	Internet users/100 pop.*.....	40.7.....61
4.02	Malaria cases/100,000 pop.*.....	728.2.....103	9.05	Broadband Internet subscriptions/100 pop.*.....	7.2.....63
4.03	Business impact of tuberculosis.....	5.9.....47	9.06	Internet bandwidth, kb/s/capita*.....	5.1.....65
4.04	Tuberculosis incidence/100,000 pop.*.....	45.0.....66	10th pillar: Market size		
4.05	Business impact of HIV/AIDS.....	5.3.....69	10.01	Domestic market size index, 1-7 (best)*.....	5.7.....8
4.06	HIV prevalence, % adult pop.*.....	0.6.....95	10.02	Foreign market size index, 1-7 (best)*.....	5.5.....24
4.07	Infant mortality, deaths/1,000 live births*.....	173.....75	11th pillar: Business sophistication		
4.08	Life expectancy, years*.....	72.6.....77	11.01	Local supplier quantity.....	5.6.....10
4.09	Quality of primary education.....	2.5.....124	11.02	Local supplier quality.....	5.1.....32
4.10	Primary education enrollment, net %*.....	94.2.....60	11.03	State of cluster development.....	4.5.....25
5th pillar: Higher education and training			11.04	Nature of competitive advantage.....	3.2.....86
5.01	Secondary education enrollment, gross %*.....	100.8.....23	11.05	Value chain breadth.....	3.8.....52
5.02	Tertiary education enrollment, gross %*.....	34.4.....68	11.06	Control of international distribution.....	4.5.....29
5.03	Quality of the educational system.....	3.0.....115	11.07	Production process sophistication.....	4.8.....29
5.04	Quality of math and science education.....	2.7.....127	11.08	Extent of marketing.....	5.2.....25
5.05	Quality of management schools.....	4.3.....61	11.09	Willingness to delegate authority.....	4.1.....38
5.06	Internet access in schools.....	3.8.....86	12th pillar: Innovation		
5.07	Availability of research and training services.....	4.7.....36	12.01	Capacity for innovation.....	3.8.....31
5.08	Extent of staff training.....	4.4.....33	12.02	Quality of scientific research institutions.....	4.1.....42
			12.03	Company spending on R&D.....	3.8.....30
			12.04	University-industry collaboration in R&D.....	4.2.....38
			12.05	Gov't procurement of advanced tech products.....	3.9.....52
			12.06	Availability of scientists and engineers.....	3.8.....91
			12.07	Utility patents granted/million pop.*.....	0.9.....60

Notes: Values are on a 1-to-7 scale unless otherwise annotated with an asterisk (*). For further details and explanation, please refer to the section "How to Read the Country/Economy Profiles" on page 89.