

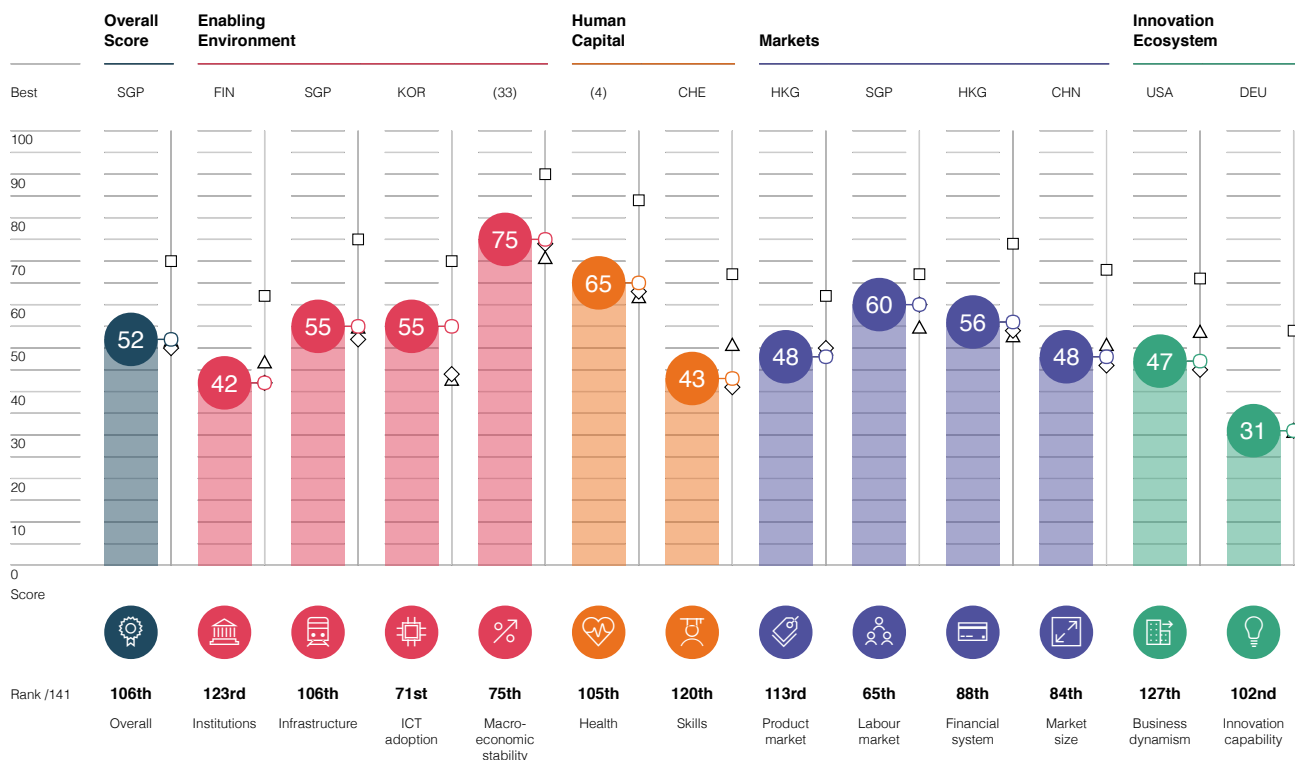
Global Competitiveness Index 4.0 2019 edition

Rank in 2018 edition: 110th/140

Performance Overview Key

◇ Previous edition △ Lower-middle-income group average □ East Asia and Pacific average

2019





Selected contextual indicators

Population millions	16.3	GDP (PPP) % world GDP	0.05
GDP per capita US\$	1,508.8	5-year average FDI inward flow % GDP	11.8
10-year average annual GDP growth %	6.1		

Social and environmental performance

Environmental footprint gha/capita	1.2	Unemployment rate %	1.0
Renewable energy consumption share %	64.9	Global Gender Gap Index 0-1 (gender parity)	0.7

Index Component	Value	Score *	Rank/141	Best Performer
 1st pillar: Institutions 0–100	-	41.9 ↓	123	Finland
Security 0–100	-	71.7 ↑	87	Finland
1.01 Organized crime 1–7 (best)	4.2	53.9 ↑	96	Finland
1.02 Homicide rate per 100,000 pop.	1.8	95.6 ↑	60	Multiple (14)
1.03 Terrorism incidence 0 (very high) -100 (no incidence)	100.0	100.0 =	26	Multiple (25)
1.04 Reliability of police services 1–7 (best)	3.2	37.3 ↑	120	Finland
Social capital 0–100	-	43.9 ↓	125	New Zealand
1.05 Social capital 0–100 (best)	43.9	43.9 ↓	116	New Zealand
Checks and balances 0–100	-	33.5 ↓	130	Finland
1.06 Budget transparency 0–100 (best)	20	20.0	82	Multiple (2)
1.07 Judicial independence 1–7 (best)	2.7	28.6 ↑	116	Finland
1.08 Efficiency of legal framework in challenging regulations 1–7 (best)	2.9	31.3 ↑	100	Finland
1.09 Freedom of the press 0–100 (worst)	45.9	54.1 =	117	Norway
Public-sector performance 0–100	-	31.3 ↓	131	Singapore
1.10 Burden of government regulation 1–7 (best)	3.6	42.7 ↑	66	Singapore
1.11 Efficiency of legal framework in settling disputes 1–7 (best)	3.0	33.8 ↓	106	Singapore
1.12 E-Participation 0–1 (best)	0.17	17.4 =	132	Multiple (3)
Transparency 0–100	-	20.0 ↓	134	Denmark
1.13 Incidence of corruption 0–100 (best)	20.0	20.0 ↓	134	Denmark
Property rights 0–100	-	39.6 ↑	118	Finland
1.14 Property rights 1–7 (best)	4.2	53.0 ↑	82	Finland
1.15 Intellectual property protection 1–7 (best)	3.5	40.9 ↑	112	Finland
1.16 Quality of land administration 0–30 (best)	7.5	25.0 =	118	Multiple (5)
Corporate governance 0–100	-	48.1 ↓	107	New Zealand
1.17 Strength of auditing and accounting standards 1–7 (best)	3.7	44.2 ↓	124	Finland
1.18 Conflict of interest regulation 0–10 (best)	6.7	67.0 =	34	Kenya
1.19 Shareholder governance 0–10 (best)	3.3	33.0 =	127	Kazakhstan
Future orientation of government 0–100	-	47.3	102	Luxembourg
1.20 Government ensuring policy stability 1–7 (best)	3.7	44.3	91	Switzerland
1.21 Government's responsiveness to change 1–7 (best)	3.5	41.9	84	Singapore
1.22 Legal framework's adaptability to digital business models 1–7 (best)	3.5	41.4	83	United States
1.23 Government long-term vision 1–7 (best)	3.6	43.5	83	Singapore
1.24 Energy efficiency regulation 0–100 (best)	44.9	44.9	63	Italy
1.25 Renewable energy regulation 0–100 (best)	41.3	41.3	83	Germany
1.26 Environment-related treaties in force count (out of 29)	20	69.0	95	Multiple (6)
 2nd pillar: Infrastructure 0–100	-	54.9 ↑	106	Singapore
Transport infrastructure 0–100	-	42.4 ↑	96	Singapore
2.01 Road connectivity 0–100 (best)	61.9	61.9 ↑	107	Multiple (3)
2.02 Quality of road infrastructure 1–7 (best)	3.6	42.7 ↑	97	Singapore
2.03 Railroad density km/1,000 km ²	n/a	n/a	n/a	Multiple (24)
2.04 Efficiency of train services 1–7 (best)	not assessed	n/a	n/a	Japan
2.05 Airport connectivity score	57,534.6	53.9 =	58	Multiple (8)
2.06 Efficiency of air transport services 1–7 (best)	3.7	44.7 ↑	113	Singapore
2.07 Liner shipping connectivity 0–100 (best)	8.2	8.2 ↑	93	Multiple (5)
2.08 Efficiency of seaport services 1–7 (best)	3.6	42.9 ↓	91	Singapore
Utility infrastructure 0–100	-	67.4 ↓	107	Iceland
2.09 Electricity access % of population	60.6	60.6 ↑	115	Multiple (67)
2.10 Electricity supply quality % of output	13.0	90.6 ↑	89	Multiple (10)
2.11 Exposure to unsafe drinking water % of population	40.5	60.7 ↓	99	Multiple (28)
2.12 Reliability of water supply 1–7 (best)	4.5	57.6 ↑	86	Iceland

Index Component	Value	Score *	Rank/141	Best Performer
 3rd pillar: ICT adoption 0–100	-	55.4 ↑	71	Korea, Rep.
3.01 Mobile-cellular telephone subscriptions per 100 pop.	119.5	99.6 ↑	65	Multiple (63)
3.02 Mobile-broadband subscriptions per 100 pop.	82.8	N/Appl.	56	United Arab Emirates
3.03 Fixed-broadband Internet subscriptions per 100 pop.	1.0	2.0 ↑	111	Switzerland
3.04 Fibre internet subscriptions per 100 pop.	0.5	N/Appl.	77	Korea, Rep.
3.05 Internet users % of adult population	40.0	40.0 ↑	103	Qatar
 4th pillar: Macroeconomic stability 0–100	-	74.9 ↑	75	Multiple (33)
4.01 Inflation %	2.6	100.0 =	1	Multiple (88)
4.02 Debt dynamics 0–100 (best)	49.9	49.9 ↑	86	Multiple (34)
 5th pillar: Health 0–100	-	64.8 ↑	105	Multiple (4)
5.01 Healthy life expectancy years	60.7	64.8 ↑	104	Multiple (4)
 6th pillar: Skills 0–100	-	42.7 ↑	120	Switzerland
Current workforce 0–100	-	37.2 ↑	127	Switzerland
6.01 Mean years of schooling years	4.6	30.7 =	126	Germany
Skills of current workforce 0–100	-	43.8 ↑	111	Switzerland
6.02 Extent of staff training 1–7 (best)	3.9	48.4 ↑	76	Switzerland
6.03 Quality of vocational training 1–7 (best)	3.5	42.1 ↑	112	Switzerland
6.04 Skillset of graduates 1–7 (best)	3.6	44.2 ↑	104	Switzerland
6.05 Digital skills among active population 1–7 (best)	3.6	42.8 ↓	112	Finland
6.06 Ease of finding skilled employees 1–7 (best)	3.5	41.7 ↑	123	United States
Future workforce 0–100	-	48.1 ↑	118	Denmark
6.07 School life expectancy years	n/a	65.8 ↑	n/a	Multiple (11)
Skills of future workforce 0–100	-	30.4 ↓	121	Denmark
6.08 Critical thinking in teaching 1–7 (best)	3.4	39.9 ↓	76	Finland
6.09 Pupil-to-teacher ratio in primary education ratio	41.7	20.8 ↑	124	Multiple (5)
 7th pillar: Product market 0–100	-	48.5 ↓	113	Hong Kong SAR
Domestic competition 0–100	-	46.2 ↑	107	Hong Kong SAR
7.01 Distortive effect of taxes and subsidies on competition 1–7 (best)	3.5	42.0 ↑	92	Singapore
7.02 Extent of market dominance 1–7 (best)	3.4	39.8 ↓	100	Switzerland
7.03 Competition in services 1–7 (best)	4.4	56.7 ↓	118	Hong Kong SAR
Trade openness 0–100	-	50.8 ↓	115	Singapore
7.04 Prevalence of non-tariff barriers 1–7 (best)	4.4	56.6 ↑	73	Singapore
7.05 Trade tariffs %	9.50	36.6 ↑	100	Hong Kong SAR
7.06 Complexity of tariffs 1–7 (best)	5.5	75.6 ↑	73	Hong Kong SAR
7.07 Border clearance efficiency 1–5 (best)	2.4	34.2 =	109	Germany
 8th pillar: Labour market 0–100	-	60.3 ↑	65	Singapore
Flexibility 0–100	-	54.6 ↑	94	Singapore
8.01 Redundancy costs weeks of salary	19.3	68.1 ↑	90	Multiple (8)
8.02 Hiring and firing practices 1–7 (best)	4.0	50.7 ↓	51	Hong Kong SAR
8.03 Cooperation in labour-employer relations 1–7 (best)	4.3	55.8 ↓	80	Singapore
8.04 Flexibility of wage determination 1–7 (best)	4.4	57.2 ↑	114	Estonia
8.05 Active labour market policies 1–7 (best)	3.0	34.0 ↑	85	Switzerland
8.06 Workers' rights 0–100 (best)	59.0	59.0 ↑	111	Multiple (2)
8.07 Ease of hiring foreign labour 1–7 (best)	4.4	56.5 ↑	49	Albania
8.08 Internal labour mobility 1–7 (best)	4.3	55.3 ↑	90	United States
Meritocracy and incentivization 0–100	-	66.0 ↓	57	Denmark
8.09 Reliance on professional management 1–7 (best)	3.9	48.0 ↑	102	Finland
8.10 Pay and productivity 1–7 (best)	4.2	53.2 ↑	55	Hong Kong SAR
8.11 Ratio of wage and salaried female workers to male workers %	0.70	62.8 ↓	72	Multiple (4)
8.12 Labour tax rate %	0.5	100.0 =	7	Multiple (24)

Index Component	Value	Score *	Rank/141	Best Performer
 9th pillar: Financial system 0–100	-	56.4 ↑	88	Hong Kong SAR
Depth 0–100	-	34.7 ↑	82	United States
9.01 Domestic credit to private sector % GDP	80.9	85.2 ↑	38	Multiple (30)
9.02 Financing of SMEs 1–7 (best)	3.7	44.4 ↓	88	Finland
9.03 Venture capital availability 1–7 (best)	3.2	36.5 ↑	66	United States
9.04 Market capitalization % GDP	1.8	1.8 ↑	117	Multiple (15)
9.05 Insurance premium volume to GDP	0.3	5.8 ↑	124	Multiple (17)
Stability 0–100	-	83.5 ↑	100	Finland
9.06 Soundness of banks 1–7 (best)	4.5	57.5 ↓	97	Finland
9.07 Non-performing loans % of gross total loans	2.1	96.8 ↑	34	Multiple (3)
9.08 Credit gap %	9.8	79.5 ↑	136	Multiple (98)
9.09 Banks' regulatory capital ratio % of total risk-weighted assets	21.0	100.0 =	29	Multiple (74)
 10th pillar: Market size 0–100	-	47.8 ↑	84	China
10.01 Gross domestic product PPP \$ billions	63	N/Appl.	94	China
10.02 Imports of goods and services % GDP	89.9	N/Appl.	12	Hong Kong SAR
 11th pillar: Business dynamism 0–100	-	46.6 ↑	127	United States
Administrative requirements 0–100	-	43.5 ↑	134	United States
11.01 Cost of starting a business % of GNI per capita	47.4	76.3 ↑	130	Multiple (2)
11.02 Time to start a business days	99.0	1.0 =	139	New Zealand
11.03 Insolvency recovery rate cents to the dollar	14.5	15.6 ↑	126	Japan
11.04 Insolvency regulatory framework 0–16 (best)	13.0	81.3 =	17	Multiple (6)
Entrepreneurial culture 0–100	-	49.6 ↑	76	Israel
11.05 Attitudes towards entrepreneurial risk 1–7 (best)	3.8	46.8 ↑	91	Israel
11.06 Willingness to delegate authority 1–7 (best)	4.0	50.2 ↑	105	Denmark
11.07 Growth of innovative companies 1–7 (best)	4.3	55.6 ↑	46	Israel
11.08 Companies embracing disruptive ideas 1–7 (best)	3.7	45.7 ↑	60	Israel
 12th pillar: Innovation capability 0–100	-	30.9 ↓	102	Germany
Interaction and diversity 0–100	-	36.5 ↓	91	Singapore
12.01 Diversity of workforce 1–7 (best)	4.2	53.8 ↑	91	Singapore
12.02 State of cluster development 1–7 (best)	3.9	48.1 ↓	64	Italy
12.03 International co-inventions per million pop.	0.01	0.3 ↓	114	Multiple (5)
12.04 Multi-stakeholder collaboration 1–7 (best)	3.6	43.6 ↑	82	Israel
Research and development 0–100	-	17.8 ↑	121	Japan
12.05 Scientific publications score	92.7	67.2 ↑	102	Multiple (9)
12.06 Patent applications per million pop.	0.01	0.2 ↓	122	Multiple (8)
12.07 R&D expenditures % GDP	0.1	3.9 ↓	108	Multiple (7)
12.08 Research institutions prominence 0–100 (best)	0.00	0.0	117	Multiple (7)
Commercialization 0–100	-	45.8 ↓	101	Luxembourg
12.09 Buyer sophistication 1–7 (best)	3.6	43.6 ↓	69	Korea, Rep.
12.10 Trademark applications per million pop.	85.56	48.0 ↑	108	Multiple (7)

* Scores are on a 0 to 100 scale, where 100 represents the optimal situation or 'frontier'. Arrows indicate the direction of the change in score from the previous edition, if available.

Note: For detailed methodology, definitions, sources, and periods, visit <http://gcr.weforum.org/>