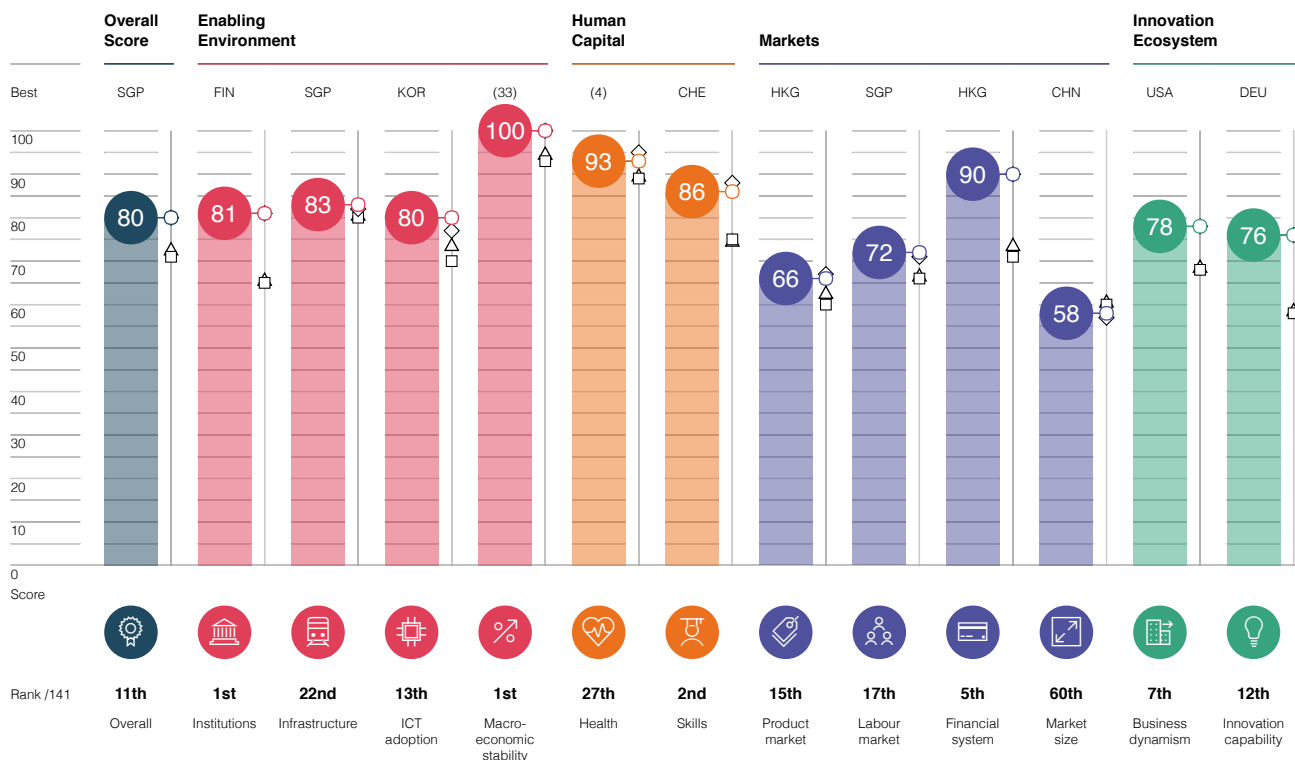


Global Competitiveness Index 4.0 2019 edition

Rank in 2018 edition: 11th/140

Performance Overview 2019

Key ◇ Previous edition △ High-income group average □ Europe and North America average





Selected contextual indicators

Population millions	5.5	GDP (PPP) % world GDP	0.19
GDP per capita US\$	49,845.0	5-year average FDI inward flow % GDP	2.3
10-year average annual GDP growth %	1.0		

Social and environmental performance

Environmental footprint gha/capita	7.2	Global Gender Gap Index 0-1 (gender parity)	0.8
Renewable energy consumption share %	43.2	Income Gini 0 (perfect equality) -100 (perfect inequality)	27.1
Unemployment rate %	7.8		

Index Component	Value	Score *	Rank/141	Best Performer
 1st pillar: Institutions 0–100	-	81.2 ↑	1	Finland
Security 0–100	-	97.3 ↓	1	Finland
1.01 Organized crime 1–7 (best)	6.8	96.4 ↓	1	Finland
1.02 Homicide rate per 100,000 pop.	1.2	97.6 ↑	40	Multiple (14)
1.03 Terrorism incidence 0 (very high) -100 (no incidence)	99.6	99.6 =	84	Multiple (25)
1.04 Reliability of police services 1–7 (best)	6.7	95.4 ↓	1	Finland
Social capital 0–100	-	62.2 ↑	14	New Zealand
1.05 Social capital 0–100 (best)	62.2	62.2 ↑	14	New Zealand
Checks and balances 0–100	-	85.2 ↑	1	Finland
1.06 Budget transparency 0–100 (best)	n/a	76.7	n/a	Multiple (2)
1.07 Judicial independence 1–7 (best)	6.6	94.0 ↓	1	Finland
1.08 Efficiency of legal framework in challenging regulations 1–7 (best)	5.7	78.1 ↑	1	Finland
1.09 Freedom of the press 0–100 (worst)	7.9	92.1 ↑	2	Norway
Public-sector performance 0–100	-	82.5 ↑	2	Singapore
1.10 Burden of government regulation 1–7 (best)	4.9	64.9 ↑	7	Singapore
1.11 Efficiency of legal framework in settling disputes 1–7 (best)	6.0	82.7 ↑	2	Singapore
1.12 E-Participation 0–1 (best)	1.00	100.0 =	1	Multiple (3)
Transparency 0–100	-	85.0 =	3	Denmark
1.13 Incidence of corruption 0–100 (best)	85.0	85.0 =	3	Denmark
Property rights 0–100	-	91.3 ↑	1	Finland
1.14 Property rights 1–7 (best)	6.6	93.4 ↑	1	Finland
1.15 Intellectual property protection 1–7 (best)	6.5	92.2 ↑	1	Finland
1.16 Quality of land administration 0–30 (best)	26.5	88.3 =	11	Multiple (5)
Corporate governance 0–100	-	69.7 ↓	30	New Zealand
1.17 Strength of auditing and accounting standards 1–7 (best)	6.5	92.2 ↓	1	Finland
1.18 Conflict of interest regulation 0–10 (best)	6.0	60.0 =	53	Kenya
1.19 Shareholder governance 0–10 (best)	5.7	57.0 =	75	Kazakhstan
Future orientation of government 0–100	-	76.5	5	Luxembourg
1.20 Government ensuring policy stability 1–7 (best)	5.9	81.7	4	Switzerland
1.21 Government's responsiveness to change 1–7 (best)	5.2	69.9	9	Singapore
1.22 Legal framework's adaptability to digital business models 1–7 (best)	5.1	67.7	8	United States
1.23 Government long-term vision 1–7 (best)	5.1	67.9	15	Singapore
1.24 Energy efficiency regulation 0–100 (best)	73.2	73.2	22	Italy
1.25 Renewable energy regulation 0–100 (best)	70.6	70.6	29	Germany
1.26 Environment-related treaties in force count (out of 29)	29	100.0	1	Multiple (6)
 2nd pillar: Infrastructure 0–100	-	83.4 ↑	22	Singapore
Transport infrastructure 0–100	-	67.2 ↑	27	Singapore
2.01 Road connectivity 0–100 (best)	91.6	91.6 ↑	19	Multiple (3)
2.02 Quality of road infrastructure 1–7 (best)	5.3	71.0 ↓	23	Singapore
2.03 Railroad density km/1,000 km ²	19.5	48.7 ↑	42	Multiple (24)
2.04 Efficiency of train services 1–7 (best)	5.5	75.6 ↑	7	Japan
2.05 Airport connectivity score	82,578.9	59.4 =	46	Multiple (8)
2.06 Efficiency of air transport services 1–7 (best)	6.3	88.3 ↑	4	Singapore
2.07 Liner shipping connectivity 0–100 (best)	13.4	13.4 ↑	75	Multiple (5)
2.08 Efficiency of seaport services 1–7 (best)	6.4	89.5 ↑	3	Singapore
Utility infrastructure 0–100	-	99.6 ↑	2	Iceland
2.09 Electricity access % of population	100.0	100.0 =	2	Multiple (67)
2.10 Electricity supply quality % of output	3.1	100.0 =	6	Multiple (10)
2.11 Exposure to unsafe drinking water % of population	0.2	100.0 =	4	Multiple (28)
2.12 Reliability of water supply 1–7 (best)	6.9	98.4 ↑	3	Iceland

Index Component	Value	Score *	Rank/141	Best Performer
 3rd pillar: ICT adoption 0–100	-	80.4 ↑	13	Korea, Rep.
3.01 Mobile-cellular telephone subscriptions per 100 pop.	132.2	100.0 =	38	Multiple (63)
3.02 Mobile-broadband subscriptions per 100 pop.	156.4	N/Appl.	4	United Arab Emirates
3.03 Fixed-broadband Internet subscriptions per 100 pop.	31.5	62.9 ↑	26	Switzerland
3.04 Fibre internet subscriptions per 100 pop.	14.2	N/Appl.	18	Korea, Rep.
3.05 Internet users % of adult population	88.9	88.9 ↑	22	Qatar
 4th pillar: Macroeconomic stability 0–100	-	100.0 =	1	Multiple (33)
4.01 Inflation %	1.0	100.0 =	1	Multiple (88)
4.02 Debt dynamics 0–100 (best)	100.0	100.0 =	1	Multiple (34)
 5th pillar: Health 0–100	-	93.0 ↓	27	Multiple (4)
5.01 Healthy life expectancy years	69.8	93.0 ↓	26	Multiple (4)
 6th pillar: Skills 0–100	-	85.7 ↓	2	Switzerland
Current workforce 0–100	-	79.4 ↓	5	Switzerland
6.01 Mean years of schooling years	12.4	82.9 ↓	21	Germany
Skills of current workforce 0–100	-	75.8 ↑	2	Switzerland
6.02 Extent of staff training 1–7 (best)	5.5	75.3 ↑	2	Switzerland
6.03 Quality of vocational training 1–7 (best)	5.6	76.4 ↑	5	Switzerland
6.04 Skillset of graduates 1–7 (best)	5.6	77.0 ↑	2	Switzerland
6.05 Digital skills among active population 1–7 (best)	5.8	80.5 ↑	1	Finland
6.06 Ease of finding skilled employees 1–7 (best)	5.2	70.0 ↓	5	United States
Future workforce 0–100	-	92.0 ↑	3	Denmark
6.07 School life expectancy years	19.3	100.0 =	3	Multiple (11)
Skills of future workforce 0–100	-	84.0 ↑	4	Denmark
6.08 Critical thinking in teaching 1–7 (best)	5.6	76.4 ↑	1	Finland
6.09 Pupil-to-teacher ratio in primary education ratio	13.3	91.7 =	36	Multiple (5)
 7th pillar: Product market 0–100	-	66.3 ↓	15	Hong Kong SAR
Domestic competition 0–100	-	64.2 ↑	21	Hong Kong SAR
7.01 Distortive effect of taxes and subsidies on competition 1–7 (best)	5.0	66.5 ↑	9	Singapore
7.02 Extent of market dominance 1–7 (best)	4.2	53.0 ↓	39	Switzerland
7.03 Competition in services 1–7 (best)	5.4	72.9 ↑	28	Hong Kong SAR
Trade openness 0–100	-	68.5 ↓	10	Singapore
7.04 Prevalence of non-tariff barriers 1–7 (best)	5.8	79.4 ↑	3	Singapore
7.05 Trade tariffs %	1.12	92.5 ↑	7	Hong Kong SAR
7.06 Complexity of tariffs 1–7 (best)	2.9	31.6 ↓	113	Hong Kong SAR
7.07 Border clearance efficiency 1–5 (best)	3.8	70.4 =	8	Germany
 8th pillar: Labour market 0–100	-	71.5 ↑	17	Singapore
Flexibility 0–100	-	61.9 ↑	44	Singapore
8.01 Redundancy costs weeks of salary	10.1	87.3 ↑	30	Multiple (8)
8.02 Hiring and firing practices 1–7 (best)	3.6	43.2 ↑	97	Hong Kong SAR
8.03 Cooperation in labour-employer relations 1–7 (best)	5.3	71.8 ↑	18	Singapore
8.04 Flexibility of wage determination 1–7 (best)	2.7	28.0 ↑	139	Estonia
8.05 Active labour market policies 1–7 (best)	5.2	69.5 ↑	9	Switzerland
8.06 Workers' rights 0–100 (best)	97.0	97.0 ↓	6	Multiple (2)
8.07 Ease of hiring foreign labour 1–7 (best)	3.9	48.4 ↓	89	Albania
8.08 Internal labour mobility 1–7 (best)	4.0	50.5 ↑	109	United States
Meritocracy and incentivization 0–100	-	81.1 ↑	10	Denmark
8.09 Reliance on professional management 1–7 (best)	6.2	86.6 ↓	1	Finland
8.10 Pay and productivity 1–7 (best)	4.7	61.6 ↑	23	Hong Kong SAR
8.11 Ratio of wage and salaried female workers to male workers %	0.99	98.1 ↓	6	Multiple (4)
8.12 Labour tax rate %	23.9	77.9 ↑	104	Multiple (24)

Index Component	Value	Score *	Rank/141	Best Performer
 9th pillar: Financial system 0–100	-	89.7 ↓	5	Hong Kong SAR
Depth 0–100	-	82.8 ↓	9	United States
9.01 Domestic credit to private sector % GDP	94.8	99.8 ↑	31	Multiple (30)
9.02 Financing of SMEs 1–7 (best)	5.5	74.9 ↑	1	Finland
9.03 Venture capital availability 1–7 (best)	5.1	68.8 ↑	3	United States
9.04 Market capitalization % GDP	95.2	95.2 ↓	18	Multiple (15)
9.05 Insurance premium volume to GDP	4.5	75.1 ↓	28	Multiple (17)
Stability 0–100	-	98.3 ↑	1	Finland
9.06 Soundness of banks 1–7 (best)	6.7	95.5 ↑	1	Finland
9.07 Non-performing loans % of gross total loans	1.7	97.6 ↓	22	Multiple (3)
9.08 Credit gap %	-6.8	100.0 =	1	Multiple (98)
9.09 Banks' regulatory capital ratio % of total risk-weighted assets	22.6	100.0 =	16	Multiple (74)
 10th pillar: Market size 0–100	-	57.8 ↑	60	China
10.01 Gross domestic product PPP \$ billions	228	N/Appl.	60	China
10.02 Imports of goods and services % GDP	41.4	N/Appl.	75	Hong Kong SAR
 11th pillar: Business dynamism 0–100	-	78.1 ↓	7	United States
Administrative requirements 0–100	-	92.2 ↓	4	United States
11.01 Cost of starting a business % of GNI per capita	0.8	99.6 ↑	19	Multiple (2)
11.02 Time to start a business days	17.0	83.4 ↓	96	New Zealand
11.03 Insolvency recovery rate cents to the dollar	88.3	95.0 =	8	Japan
11.04 Insolvency regulatory framework 0–16 (best)	14.5	90.6 =	7	Multiple (6)
Entrepreneurial culture 0–100	-	64.1 ↑	17	Israel
11.05 Attitudes towards entrepreneurial risk 1–7 (best)	4.1	52.2 ↓	61	Israel
11.06 Willingness to delegate authority 1–7 (best)	5.8	79.3 ↓	5	Denmark
11.07 Growth of innovative companies 1–7 (best)	4.9	65.7 ↑	17	Israel
11.08 Companies embracing disruptive ideas 1–7 (best)	4.6	59.3 ↑	15	Israel
 12th pillar: Innovation capability 0–100	-	75.8 ↓	12	Germany
Interaction and diversity 0–100	-	73.9 ↓	11	Singapore
12.01 Diversity of workforce 1–7 (best)	4.6	60.6 ↑	57	Singapore
12.02 State of cluster development 1–7 (best)	4.8	64.0 ↓	21	Italy
12.03 International co-inventions per million pop.	24.35	99.2 ↓	7	Multiple (5)
12.04 Multi-stakeholder collaboration 1–7 (best)	5.3	71.8 ↑	6	Israel
Research and development 0–100	-	75.8 ↓	18	Japan
12.05 Scientific publications score	571.0	94.0 ↑	19	Multiple (9)
12.06 Patent applications per million pop.	255.31	100.0 =	7	Multiple (8)
12.07 R&D expenditures % GDP	2.7	91.5 ↓	10	Multiple (7)
12.08 Research institutions prominence 0–100 (best)	0.06	17.6 ↓	28	Multiple (7)
Commercialization 0–100	-	79.7 ↓	6	Luxembourg
12.09 Buyer sophistication 1–7 (best)	4.7	61.1 ↓	16	Korea, Rep.
12.10 Trademark applications per million pop.	9,264.79	98.3 ↑	10	Multiple (7)

* Scores are on a 0 to 100 scale, where 100 represents the optimal situation or 'frontier'. Arrows indicate the direction of the change in score from the previous edition, if available.

Note: For detailed methodology, definitions, sources, and periods, visit <http://gcr.weforum.org/>