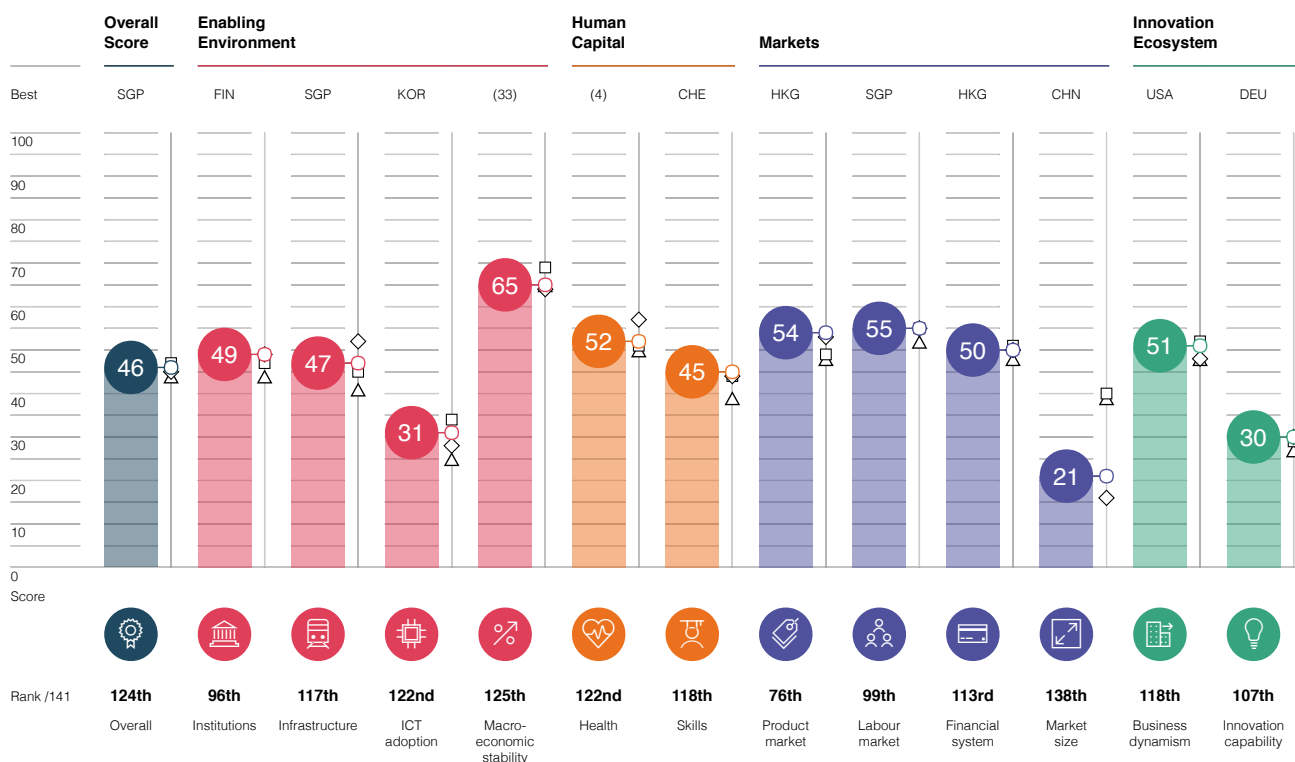


Performance Overview 2019 Key ◇ Previous edition △ Low-income group average □ Sub-Saharan Africa average





Selected contextual indicators

Population millions	2.2	GDP (PPP) % world GDP	0.00
GDP per capita US\$	745.2	5-year average FDI inward flow % GDP	1.0
10-year average annual GDP growth %	2.8		

Social and environmental performance

Environmental footprint gha/capita	1.2	Global Gender Gap Index 0-1 (gender parity)	0.6
Renewable energy consumption share %	51.5	Income Gini 0 (perfect equality) -100 (perfect inequality)	35.9
Unemployment rate %	8.9		

Index Component	Value	Score *	Rank/141	Best Performer
 1st pillar: Institutions 0–100	-	48.5 ↓	96	Finland
Security 0–100	-	66.7 ↓	107	Finland
1.01 Organized crime 1–7 (best)	4.7	62.4 ↓	65	Finland
1.02 Homicide rate per 100,000 pop.	18.5	39.0 ↓	128	Multiple (14)
1.03 Terrorism incidence 0 (very high) -100 (no incidence)	100.0	100.0 =	1	Multiple (25)
1.04 Reliability of police services 1–7 (best)	4.9	65.3 ↓	49	Finland
Social capital 0–100	-	48.9	82	New Zealand
1.05 Social capital 0–100 (best)	n/a	48.9	n/a	New Zealand
Checks and balances 0–100	-	49.9 ↓	62	Finland
1.06 Budget transparency 0–100 (best)	n/a	29.3	n/a	Multiple (2)
1.07 Judicial independence 1–7 (best)	4.7	61.6 ↑	38	Finland
1.08 Efficiency of legal framework in challenging regulations 1–7 (best)	3.4	40.2 ↑	70	Finland
1.09 Freedom of the press 0–100 (worst)	31.4	68.6 ↑	73	Norway
Public-sector performance 0–100	-	48.1 ↓	82	Singapore
1.10 Burden of government regulation 1–7 (best)	4.3	54.5 ↓	22	Singapore
1.11 Efficiency of legal framework in settling disputes 1–7 (best)	4.7	61.2 ↑	24	Singapore
1.12 E-Participation 0–1 (best)	0.29	28.7 =	125	Multiple (3)
Transparency 0–100	-	37.0 ↑	81	Denmark
1.13 Incidence of corruption 0–100 (best)	37.0	37.0 ↑	81	Denmark
Property rights 0–100	-	45.7 ↑	96	Finland
1.14 Property rights 1–7 (best)	4.5	57.7 ↑	62	Finland
1.15 Intellectual property protection 1–7 (best)	4.1	51.1 ↑	76	Finland
1.16 Quality of land administration 0–30 (best)	8.5	28.3 =	113	Multiple (5)
Corporate governance 0–100	-	43.8 ↓	120	New Zealand
1.17 Strength of auditing and accounting standards 1–7 (best)	4.5	58.5 ↓	79	Finland
1.18 Conflict of interest regulation 0–10 (best)	4.0	40.0 =	121	Kenya
1.19 Shareholder governance 0–10 (best)	3.3	33.0 =	127	Kazakhstan
Future orientation of government 0–100	-	48.1	98	Luxembourg
1.20 Government ensuring policy stability 1–7 (best)	4.9	64.8	27	Switzerland
1.21 Government's responsiveness to change 1–7 (best)	4.4	56.3	29	Singapore
1.22 Legal framework's adaptability to digital business models 1–7 (best)	3.3	37.6	96	United States
1.23 Government long-term vision 1–7 (best)	4.8	63.2	21	Singapore
1.24 Energy efficiency regulation 0–100 (best)	n/a	18.6	n/a	Italy
1.25 Renewable energy regulation 0–100 (best)	n/a	34.6	n/a	Germany
1.26 Environment-related treaties in force count (out of 29)	20	69.0	95	Multiple (6)
 2nd pillar: Infrastructure 0–100	-	47.4 ↓	117	Singapore
Transport infrastructure 0–100	-	40.7 ↑	105	Singapore
2.01 Road connectivity 0–100 (best)	76.6	76.6 ↑	68	Multiple (3)
2.02 Quality of road infrastructure 1–7 (best)	3.7	45.8 ↓	83	Singapore
2.03 Railroad density km/1,000 km ²	n/a	n/a	n/a	Multiple (24)
2.04 Efficiency of train services 1–7 (best)	not assessed	n/a	n/a	Japan
2.05 Airport connectivity score	293.3	7.5 =	137	Multiple (8)
2.06 Efficiency of air transport services 1–7 (best)	4.4	57.0 ↓	84	Singapore
2.07 Liner shipping connectivity 0–100 (best)	8.3	8.3 ↑	92	Multiple (5)
2.08 Efficiency of seaport services 1–7 (best)	3.9	49.1 ↓	77	Singapore
Utility infrastructure 0–100	-	54.0 ↓	119	Iceland
2.09 Electricity access % of population	45.4	45.4 ↓	121	Multiple (67)
2.10 Electricity supply quality % of output	n/a	84.0 ↓	n/a	Multiple (10)
2.11 Exposure to unsafe drinking water % of population	64.6	36.1 ↓	118	Multiple (28)
2.12 Reliability of water supply 1–7 (best)	4.0	50.6 ↓	104	Iceland

Index Component	Value	Score *	Rank/141	Best Performer
 3rd pillar: ICT adoption 0–100	-	31.4 ↑	122	Korea, Rep.
3.01 Mobile-cellular telephone subscriptions per 100 pop.	139.5	100.0 =	22	Multiple (63)
3.02 Mobile-broadband subscriptions per 100 pop.	36.8	N/Appl.	117	United Arab Emirates
3.03 Fixed-broadband Internet subscriptions per 100 pop.	0.2	0.4 ↑	127	Switzerland
3.04 Fibre internet subscriptions per 100 pop.	0.0	N/Appl.	114	Korea, Rep.
3.05 Internet users % of adult population	19.8	19.8 ↑	126	Qatar
 4th pillar: Macroeconomic stability 0–100	-	65.4 ↑	125	Multiple (33)
4.01 Inflation %	7.3	90.9 ↑	122	Multiple (88)
4.02 Debt dynamics 0–100 (best)	40.0	40.0 ↑	114	Multiple (34)
 5th pillar: Health 0–100	-	52.3 ↓	122	Multiple (4)
5.01 Healthy life expectancy years	56.7	52.3 ↓	121	Multiple (4)
 6th pillar: Skills 0–100	-	45.0 ↑	118	Switzerland
Current workforce 0–100	-	44.4 ↑	112	Switzerland
6.01 Mean years of schooling years	5.2	34.7 =	122	Germany
Skills of current workforce 0–100	-	54.1 ↑	56	Switzerland
6.02 Extent of staff training 1–7 (best)	3.9	47.7 ↑	81	Switzerland
6.03 Quality of vocational training 1–7 (best)	4.2	53.1 ↑	68	Switzerland
6.04 Skillset of graduates 1–7 (best)	4.5	59.1 ↑	36	Switzerland
6.05 Digital skills among active population 1–7 (best)	4.0	50.6 ↑	79	Finland
6.06 Ease of finding skilled employees 1–7 (best)	4.6	60.1 ↑	38	United States
Future workforce 0–100	-	45.7 ↑	120	Denmark
6.07 School life expectancy years	8.7	48.1 ↓	118	Multiple (11)
Skills of future workforce 0–100	-	43.2 ↑	106	Denmark
6.08 Critical thinking in teaching 1–7 (best)	4.1	51.7 ↓	32	Finland
6.09 Pupil-to-teacher ratio in primary education ratio	36.1	34.7 ↑	117	Multiple (5)
 7th pillar: Product market 0–100	-	54.2 ↑	76	Hong Kong SAR
Domestic competition 0–100	-	56.4 ↑	50	Hong Kong SAR
7.01 Distortive effect of taxes and subsidies on competition 1–7 (best)	4.0	49.9 ↑	56	Singapore
7.02 Extent of market dominance 1–7 (best)	4.0	50.3 ↑	48	Switzerland
7.03 Competition in services 1–7 (best)	5.1	69.0 ↑	57	Hong Kong SAR
Trade openness 0–100	-	52.1 ↑	107	Singapore
7.04 Prevalence of non-tariff barriers 1–7 (best)	4.3	54.6 ↑	85	Singapore
7.05 Trade tariffs %	10.19	32.1 ↑	104	Hong Kong SAR
7.06 Complexity of tariffs 1–7 (best)	6.7	94.7 ↑	11	Hong Kong SAR
7.07 Border clearance efficiency 1–5 (best)	2.1	26.9 =	129	Germany
 8th pillar: Labour market 0–100	-	55.0 ↑	99	Singapore
Flexibility 0–100	-	52.8 ↑	106	Singapore
8.01 Redundancy costs weeks of salary	52.0	0.0	135	Multiple (8)
8.02 Hiring and firing practices 1–7 (best)	4.1	51.7 ↑	43	Hong Kong SAR
8.03 Cooperation in labour-employer relations 1–7 (best)	4.8	63.5 ↑	42	Singapore
8.04 Flexibility of wage determination 1–7 (best)	5.1	68.6 ↓	61	Estonia
8.05 Active labour market policies 1–7 (best)	3.5	41.8 ↑	65	Switzerland
8.06 Workers' rights 0–100 (best)	n/a	69.2 ↑	n/a	Multiple (2)
8.07 Ease of hiring foreign labour 1–7 (best)	4.7	61.1 ↑	26	Albania
8.08 Internal labour mobility 1–7 (best)	5.0	66.7 ↑	25	United States
Meritocracy and incentivization 0–100	-	57.2 ↓	94	Denmark
8.09 Reliance on professional management 1–7 (best)	4.5	58.2 ↓	56	Finland
8.10 Pay and productivity 1–7 (best)	4.6	60.0 ↑	32	Hong Kong SAR
8.11 Ratio of wage and salaried female workers to male workers %	0.34	17.3 ↓	120	Multiple (4)
8.12 Labour tax rate %	12.7	93.5 =	49	Multiple (24)

Index Component	Value	Score *	Rank/141	Best Performer
 9th pillar: Financial system 0–100	-	49.7 ↑	113	Hong Kong SAR
Depth 0–100	-	18.8 ↑	129	United States
9.01 Domestic credit to private sector % GDP	5.7	6.0 ↓	136	Multiple (30)
9.02 Financing of SMEs 1–7 (best)	3.5	42.3 ↑	101	Finland
9.03 Venture capital availability 1–7 (best)	3.0	33.1 ↑	84	United States
9.04 Market capitalization % GDP	0.0	0.0	125	Multiple (15)
9.05 Insurance premium volume to GDP	n/a	12.5 ↑	n/a	Multiple (17)
Stability 0–100	-	88.2 ↓	69	Finland
9.06 Soundness of banks 1–7 (best)	5.0	66.5 ↓	72	Finland
9.07 Non-performing loans % of gross total loans	7.2	86.5 ↓	85	Multiple (3)
9.08 Credit gap %	-3.4	100.0 =	1	Multiple (98)
9.09 Banks' regulatory capital ratio % of total risk-weighted assets	34.7	100.0 =	1	Multiple (74)
 10th pillar: Market size 0–100	-	20.6 ↑	138	China
10.01 Gross domestic product PPP \$ billions	5	N/Appl.	138	China
10.02 Imports of goods and services % GDP	45.5	N/Appl.	65	Hong Kong SAR
 11th pillar: Business dynamism 0–100	-	51.0 ↑	118	United States
Administrative requirements 0–100	-	47.0 ↑	129	United States
11.01 Cost of starting a business % of GNI per capita	120.9	39.5 ↑	138	Multiple (2)
11.02 Time to start a business days	25.0	75.4 =	113	New Zealand
11.03 Insolvency recovery rate cents to the dollar	27.3	29.4 ↑	101	Japan
11.04 Insolvency regulatory framework 0–16 (best)	7.0	43.8 ↑	101	Multiple (6)
Entrepreneurial culture 0–100	-	55.1 ↑	44	Israel
11.05 Attitudes towards entrepreneurial risk 1–7 (best)	3.9	48.5 ↑	78	Israel
11.06 Willingness to delegate authority 1–7 (best)	4.9	64.2 ↓	36	Denmark
11.07 Growth of innovative companies 1–7 (best)	4.5	58.3 ↑	39	Israel
11.08 Companies embracing disruptive ideas 1–7 (best)	4.0	49.3 ↑	46	Israel
 12th pillar: Innovation capability 0–100	-	30.5 ↑	107	Germany
Interaction and diversity 0–100	-	34.9 ↑	99	Singapore
12.01 Diversity of workforce 1–7 (best)	4.1	52.5 ↓	100	Singapore
12.02 State of cluster development 1–7 (best)	3.9	49.1 ↑	54	Italy
12.03 International co-inventions per million pop.	0.00	0.0	126	Multiple (5)
12.04 Multi-stakeholder collaboration 1–7 (best)	3.3	38.1 ↑	107	Israel
Research and development 0–100	-	19.5 ↓	114	Japan
12.05 Scientific publications score	113.0	70.1 ↑	91	Multiple (9)
12.06 Patent applications per million pop.	0.17	2.9 ↓	93	Multiple (8)
12.07 R&D expenditures % GDP	0.1	4.4 ↑	104	Multiple (7)
12.08 Research institutions prominence 0–100 (best)	0.00	0.6 ↑	93	Multiple (7)
Commercialization 0–100	-	43.6 ↓	109	Luxembourg
12.09 Buyer sophistication 1–7 (best)	3.6	42.6 ↓	75	Korea, Rep.
12.10 Trademark applications per million pop.	62.09	44.6 ↓	111	Multiple (7)

* Scores are on a 0 to 100 scale, where 100 represents the optimal situation or 'frontier'. Arrows indicate the direction of the change in score from the previous edition, if available.

Note: For detailed methodology, definitions, sources, and periods, visit <http://gcr.weforum.org/>