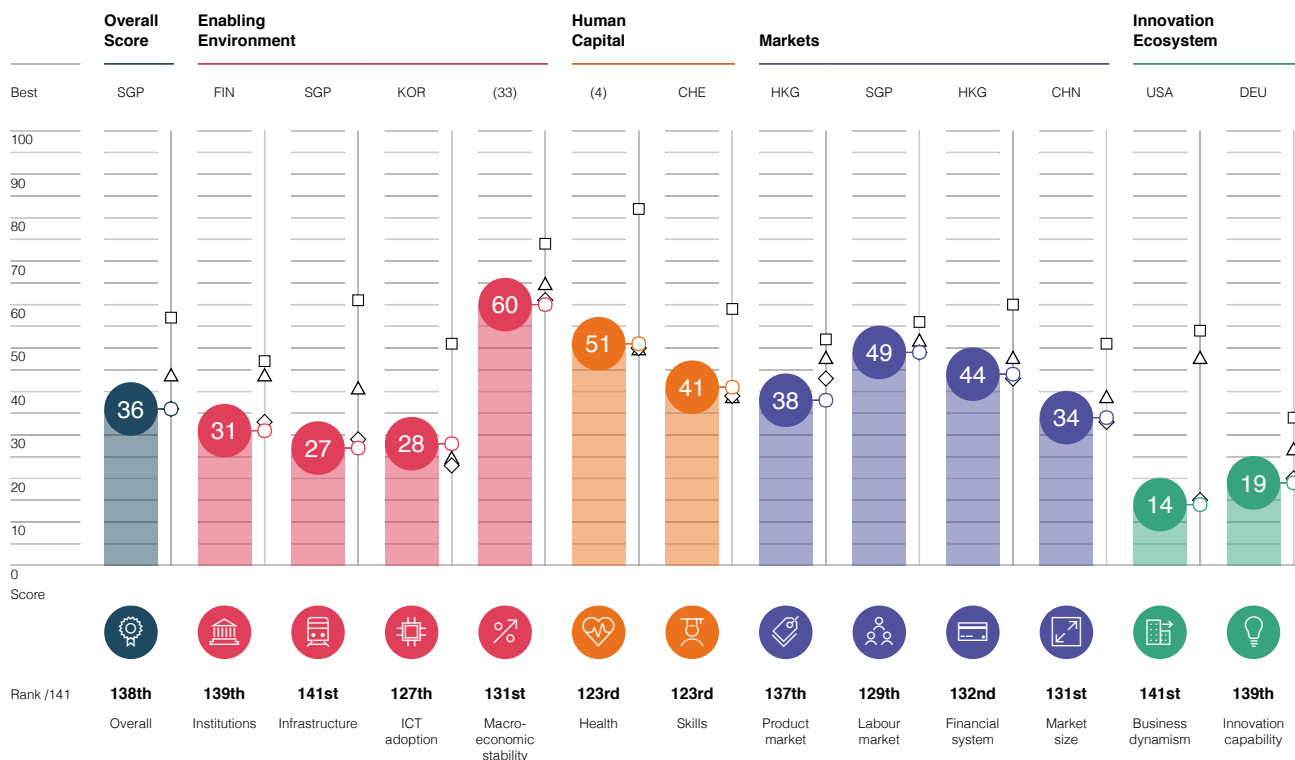


Performance Overview 2019

Key ◇ Previous edition △ Low-income group average □ Latin America and the Caribbean average





Selected contextual indicators

Population millions	11.1	GDP (PPP) % world GDP	0.02
GDP per capita US\$	856.8	5-year average FDI inward flow % GDP	1.9
10-year average annual GDP growth %	1.5		

Social and environmental performance

Environmental footprint gha/capita	0.7	Unemployment rate %	13.5
Renewable energy consumption share %	76.1	Income Gini 0 (perfect equality) -100 (perfect inequality)	41.1

Index Component	Value	Score *	Rank/141	Best Performer
 1st pillar: Institutions 0–100	-	30.9 ↓	139	Finland
Security 0–100	-	53.8 ↓	125	Finland
1.01 Organized crime 1–7 (best)	2.3	21.9 ↓	138	Finland
1.02 Homicide rate per 100,000 pop.	9.5	69.5 ↑	115	Multiple (14)
1.03 Terrorism incidence 0 (very high) -100 (no incidence)	99.9	99.9 =	53	Multiple (25)
1.04 Reliability of police services 1–7 (best)	2.4	23.9 ↓	140	Finland
Social capital 0–100	-	45.7	110	New Zealand
1.05 Social capital 0–100 (best)	n/a	45.7	n/a	New Zealand
Checks and balances 0–100	-	33.7 ↓	129	Finland
1.06 Budget transparency 0–100 (best)	n/a	26.3	n/a	Multiple (2)
1.07 Judicial independence 1–7 (best)	1.8	12.8 ↓	137	Finland
1.08 Efficiency of legal framework in challenging regulations 1–7 (best)	2.5	24.6 ↓	123	Finland
1.09 Freedom of the press 0–100 (worst)	29.0	71.0 ↓	51	Norway
Public-sector performance 0–100	-	31.4 ↑	130	Singapore
1.10 Burden of government regulation 1–7 (best)	2.4	23.2 ↓	134	Singapore
1.11 Efficiency of legal framework in settling disputes 1–7 (best)	2.4	22.7 ↓	133	Singapore
1.12 E-Participation 0–1 (best)	0.48	48.3 =	105	Multiple (3)
Transparency 0–100	-	20.0 ↓	134	Denmark
1.13 Incidence of corruption 0–100 (best)	20.0	20.0 ↓	134	Denmark
Property rights 0–100	-	18.1 ↓	140	Finland
1.14 Property rights 1–7 (best)	2.4	23.1 ↓	139	Finland
1.15 Intellectual property protection 1–7 (best)	2.4	22.9 ↑	139	Finland
1.16 Quality of land administration 0–30 (best)	2.5	8.3 ↓	141	Multiple (5)
Corporate governance 0–100	-	23.4 ↑	141	New Zealand
1.17 Strength of auditing and accounting standards 1–7 (best)	2.6	27.3 ↓	137	Finland
1.18 Conflict of interest regulation 0–10 (best)	3.0	30.0 =	138	Kenya
1.19 Shareholder governance 0–10 (best)	1.3	13.0 ↑	141	Kazakhstan
Future orientation of government 0–100	-	20.8	141	Luxembourg
1.20 Government ensuring policy stability 1–7 (best)	2.0	17.0	140	Switzerland
1.21 Government's responsiveness to change 1–7 (best)	2.0	17.4	137	Singapore
1.22 Legal framework's adaptability to digital business models 1–7 (best)	2.6	26.7	125	United States
1.23 Government long-term vision 1–7 (best)	2.1	18.0	135	Singapore
1.24 Energy efficiency regulation 0–100 (best)	13.9	13.9	104	Italy
1.25 Renewable energy regulation 0–100 (best)	13.9	13.9	111	Germany
1.26 Environment-related treaties in force count (out of 29)	11	37.9	139	Multiple (6)
 2nd pillar: Infrastructure 0–100	-	26.9 ↓	141	Singapore
Transport infrastructure 0–100	-	25.4 ↑	135	Singapore
2.01 Road connectivity 0–100 (best)	43.7	43.7 ↑	131	Multiple (3)
2.02 Quality of road infrastructure 1–7 (best)	2.1	19.1 ↑	136	Singapore
2.03 Railroad density km/1,000 km ²	n/a	n/a	n/a	Multiple (24)
2.04 Efficiency of train services 1–7 (best)	not assessed	n/a	n/a	Japan
2.05 Airport connectivity score	8,879.8	30.8 =	99	Multiple (8)
2.06 Efficiency of air transport services 1–7 (best)	2.9	31.2 ↓	135	Singapore
2.07 Liner shipping connectivity 0–100 (best)	8.8	8.8 ↑	90	Multiple (5)
2.08 Efficiency of seaport services 1–7 (best)	2.1	18.9 ↓	131	Singapore
Utility infrastructure 0–100	-	28.3 ↓	141	Iceland
2.09 Electricity access % of population	30.0	30.0 ↓	131	Multiple (67)
2.10 Electricity supply quality % of output	56.9	44.9 ↑	124	Multiple (10)
2.11 Exposure to unsafe drinking water % of population	74.4	26.1 ↓	128	Multiple (28)
2.12 Reliability of water supply 1–7 (best)	1.7	12.4 ↑	141	Iceland

Index Component	Value	Score *	Rank/141	Best Performer
 3rd pillar: ICT adoption 0–100	-	28.1 ↑	127	Korea, Rep.
3.01 Mobile-cellular telephone subscriptions per 100 pop.	57.5	47.9 ↓	130	Multiple (63)
3.02 Mobile-broadband subscriptions per 100 pop.	30.0	N/Appl.	123	United Arab Emirates
3.03 Fixed-broadband Internet subscriptions per 100 pop.	0.3	0.6 ↑	121	Switzerland
3.04 Fibre internet subscriptions per 100 pop.	0.0	N/Appl.	115	Korea, Rep.
3.05 Internet users % of adult population	32.5	32.5 ↑	111	Qatar
 4th pillar: Macroeconomic stability 0–100	-	60.2 ↓	131	Multiple (33)
4.01 Inflation %	14.1	71.9 ↓	133	Multiple (88)
4.02 Debt dynamics 0–100 (best)	48.4	48.4 ↓	107	Multiple (34)
 5th pillar: Health 0–100	-	50.8 ↑	123	Multiple (4)
5.01 Healthy life expectancy years	56.3	50.8 ↑	122	Multiple (4)
 6th pillar: Skills 0–100	-	41.5 ↑	123	Switzerland
Current workforce 0–100	-	34.2 ↓	132	Switzerland
6.01 Mean years of schooling years	5.6	37.3 =	120	Germany
Skills of current workforce 0–100	-	31.1 ↓	140	Switzerland
6.02 Extent of staff training 1–7 (best)	2.5	24.2 ↓	140	Switzerland
6.03 Quality of vocational training 1–7 (best)	3.0	33.4 ↓	138	Switzerland
6.04 Skillset of graduates 1–7 (best)	3.2	37.0 ↓	129	Switzerland
6.05 Digital skills among active population 1–7 (best)	2.7	28.6 ↓	140	Finland
6.06 Ease of finding skilled employees 1–7 (best)	2.9	32.3 ↓	139	United States
Future workforce 0–100	-	48.8 ↑	117	Denmark
6.07 School life expectancy years	n/a	67.4 ↑	n/a	Multiple (11)
Skills of future workforce 0–100	-	30.1 ↓	122	Denmark
6.08 Critical thinking in teaching 1–7 (best)	2.2	20.4 ↑	139	Finland
6.09 Pupil-to-teacher ratio in primary education ratio	34.1	39.8 ↓	115	Multiple (5)
 7th pillar: Product market 0–100	-	37.8 ↓	137	Hong Kong SAR
Domestic competition 0–100	-	26.7 ↓	141	Hong Kong SAR
7.01 Distortive effect of taxes and subsidies on competition 1–7 (best)	2.5	24.5 ↓	138	Singapore
7.02 Extent of market dominance 1–7 (best)	1.8	13.2 ↑	141	Switzerland
7.03 Competition in services 1–7 (best)	3.5	42.3 ↓	137	Hong Kong SAR
Trade openness 0–100	-	48.9 ↓	120	Singapore
7.04 Prevalence of non-tariff barriers 1–7 (best)	3.2	37.1 ↓	139	Singapore
7.05 Trade tariffs %	5.99	60.0 ↓	80	Hong Kong SAR
7.06 Complexity of tariffs 1–7 (best)	5.4	72.8 =	77	Hong Kong SAR
7.07 Border clearance efficiency 1–5 (best)	2.0	25.8 =	130	Germany
 8th pillar: Labour market 0–100	-	49.1 ↓	129	Singapore
Flexibility 0–100	-	52.0 ↓	114	Singapore
8.01 Redundancy costs weeks of salary	10.1	87.3 ↑	30	Multiple (8)
8.02 Hiring and firing practices 1–7 (best)	3.8	46.5 ↓	80	Hong Kong SAR
8.03 Cooperation in labour-employer relations 1–7 (best)	3.2	36.4 ↓	140	Singapore
8.04 Flexibility of wage determination 1–7 (best)	5.2	69.4 ↑	55	Estonia
8.05 Active labour market policies 1–7 (best)	1.5	7.6 ↓	141	Switzerland
8.06 Workers' rights 0–100 (best)	71.0	71.0 ↑	70	Multiple (2)
8.07 Ease of hiring foreign labour 1–7 (best)	4.1	52.3 ↓	70	Albania
8.08 Internal labour mobility 1–7 (best)	3.7	45.4 ↓	121	United States
Meritocracy and incentivization 0–100	-	46.2 ↑	126	Denmark
8.09 Reliance on professional management 1–7 (best)	2.2	20.2 ↑	141	Finland
8.10 Pay and productivity 1–7 (best)	2.1	18.3 ↓	141	Hong Kong SAR
8.11 Ratio of wage and salaried female workers to male workers %	0.62	52.2 ↑	84	Multiple (4)
8.12 Labour tax rate %	12.4	93.9 =	43	Multiple (24)

Index Component	Value	Score *	Rank/141	Best Performer
 9th pillar: Financial system 0–100	-	44.0 ↑	132	Hong Kong SAR
Depth 0–100	-	13.3 ↓	137	United States
9.01 Domestic credit to private sector % GDP	18.1	19.1 ↓	119	Multiple (30)
9.02 Financing of SMEs 1–7 (best)	2.3	21.2 ↓	141	Finland
9.03 Venture capital availability 1–7 (best)	1.9	14.6 ↓	137	United States
9.04 Market capitalization % GDP	0.0	0.0	125	Multiple (15)
9.05 Insurance premium volume to GDP	0.7	11.8 ↑	107	Multiple (17)
Stability 0–100	-	82.4 ↑	105	Finland
9.06 Soundness of banks 1–7 (best)	3.0	34.1 ↓	133	Finland
9.07 Non-performing loans % of gross total loans	2.8	95.4 ↑	48	Multiple (3)
9.08 Credit gap %	-0.7	100.0 =	1	Multiple (98)
9.09 Banks' regulatory capital ratio % of total risk-weighted assets	21.8	100.0 =	21	Multiple (74)
 10th pillar: Market size 0–100	-	33.9 ↑	131	China
10.01 Gross domestic product PPP \$ billions	18	N/Appl.	131	China
10.02 Imports of goods and services % GDP	61.3	N/Appl.	36	Hong Kong SAR
 11th pillar: Business dynamism 0–100	-	14.1 ↓	141	United States
Administrative requirements 0–100	-	0.8 =	141	United States
11.01 Cost of starting a business % of GNI per capita	200.3	0.0	140	Multiple (2)
11.02 Time to start a business days	97.0	3.0 =	138	New Zealand
11.03 Insolvency recovery rate cents to the dollar	0.0	0.0	133	Japan
11.04 Insolvency regulatory framework 0–16 (best)	0.0	0.0	135	Multiple (6)
Entrepreneurial culture 0–100	-	27.4 ↓	141	Israel
11.05 Attitudes towards entrepreneurial risk 1–7 (best)	2.8	29.5 ↑	139	Israel
11.06 Willingness to delegate authority 1–7 (best)	2.7	28.8 ↓	140	Denmark
11.07 Growth of innovative companies 1–7 (best)	2.5	24.4 ↓	141	Israel
11.08 Companies embracing disruptive ideas 1–7 (best)	2.6	26.9 ↓	141	Israel
 12th pillar: Innovation capability 0–100	-	18.9 ↓	139	Germany
Interaction and diversity 0–100	-	17.5 ↓	141	Singapore
12.01 Diversity of workforce 1–7 (best)	2.6	26.6 ↓	140	Singapore
12.02 State of cluster development 1–7 (best)	2.2	20.1 ↓	141	Italy
12.03 International co-inventions per million pop.	0.00	0.0	126	Multiple (5)
12.04 Multi-stakeholder collaboration 1–7 (best)	2.4	23.3 ↓	140	Israel
Research and development 0–100	-	15.2 ↓	137	Japan
12.05 Scientific publications score	59.3	60.7 ↑	125	Multiple (9)
12.06 Patent applications per million pop.	0.00	0.0	132	Multiple (8)
12.07 R&D expenditures % GDP	0.0	0.0	126	Multiple (7)
12.08 Research institutions prominence 0–100 (best)	0.00	0.0	117	Multiple (7)
Commercialization 0–100	-	29.1 ↓	131	Luxembourg
12.09 Buyer sophistication 1–7 (best)	2.0	16.9 ↓	141	Korea, Rep.
12.10 Trademark applications per million pop.	46.02	41.4 ↑	116	Multiple (7)

* Scores are on a 0 to 100 scale, where 100 represents the optimal situation or 'frontier'. Arrows indicate the direction of the change in score from the previous edition, if available.

Note: For detailed methodology, definitions, sources, and periods, visit <http://gcr.weforum.org/>