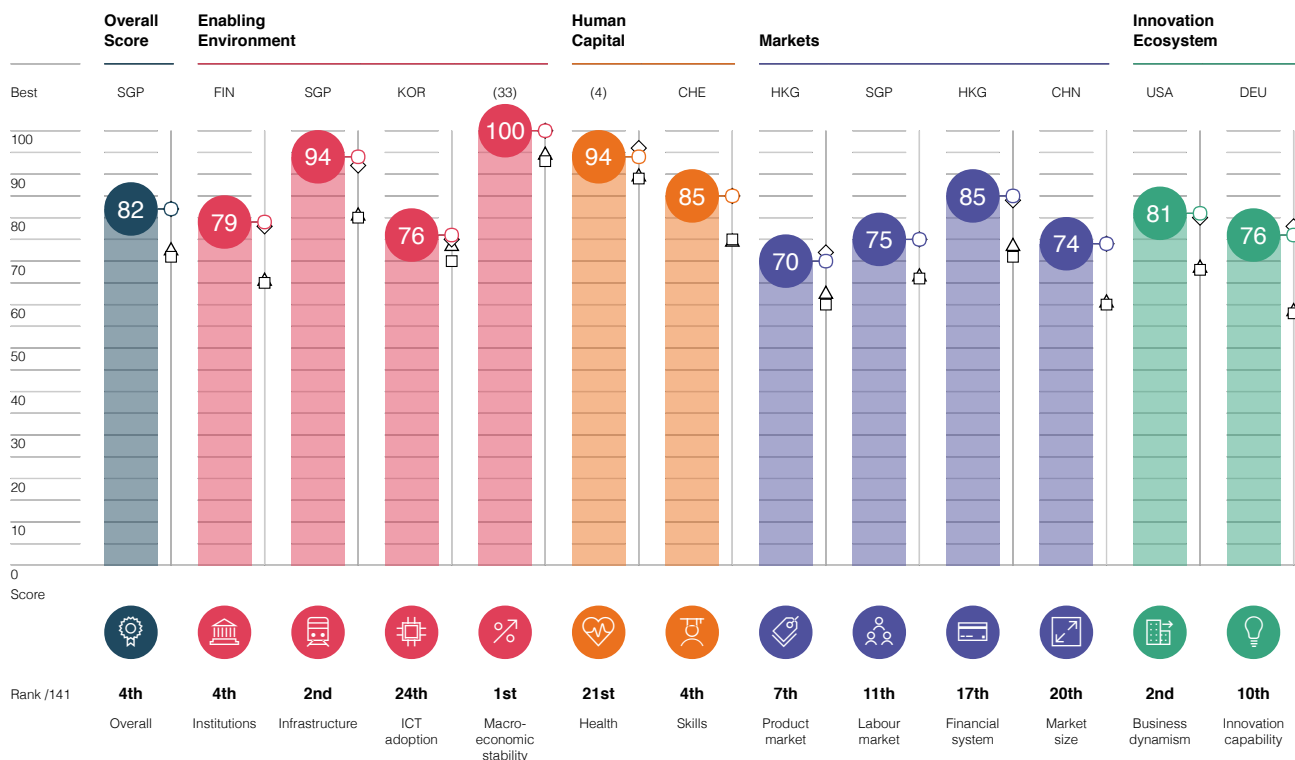


Global Competitiveness Index 4.0 2019 edition

Rank in 2018 edition: 6th/140

Performance Overview 2019

Key ◇ Previous edition △ High-income group average □ Europe and North America average





Selected contextual indicators


Population millions	17.2	GDP (PPP) % world GDP	0.72
GDP per capita US\$	53,106.4	5-year average FDI inward flow % GDP	10.3
10-year average annual GDP growth %	1.3		

Social and environmental performance

Environmental footprint gha/capita	6.6	Global Gender Gap Index 0-1 (gender parity)	0.7
Renewable energy consumption share %	5.9	Income Gini 0 (perfect equality) -100 (perfect inequality)	28.2
Unemployment rate %	3.9		

Index Component	Value	Score *	Rank/141	Best Performer
 1st pillar: Institutions 0–100	-	78.6 ↑	4	Finland
Security 0–100	-	90.1 ↑	17	Finland
1.01 Organized crime 1–7 (best)	5.7	78.3 ↑	22	Finland
1.02 Homicide rate per 100,000 pop.	0.8	99.0 ↓	26	Multiple (14)
1.03 Terrorism incidence 0 (very high) -100 (no incidence)	99.8	99.8 =	73	Multiple (25)
1.04 Reliability of police services 1–7 (best)	6.0	83.2 ↓	16	Finland
Social capital 0–100	-	64.1 ↑	9	New Zealand
1.05 Social capital 0–100 (best)	64.1	64.1 ↑	9	New Zealand
Checks and balances 0–100	-	81.1 ↑	3	Finland
1.06 Budget transparency 0–100 (best)	n/a	77.4	n/a	Multiple (2)
1.07 Judicial independence 1–7 (best)	6.2	87.3 ↓	3	Finland
1.08 Efficiency of legal framework in challenging regulations 1–7 (best)	5.1	68.1 ↑	6	Finland
1.09 Freedom of the press 0–100 (worst)	8.6	91.4 ↑	4	Norway
Public-sector performance 0–100	-	77.1 ↑	5	Singapore
1.10 Burden of government regulation 1–7 (best)	4.4	56.6 ↓	16	Singapore
1.11 Efficiency of legal framework in settling disputes 1–7 (best)	5.5	75.7 ↑	5	Singapore
1.12 E-Participation 0–1 (best)	0.99	98.9 =	4	Multiple (3)
Transparency 0–100	-	82.0 =	8	Denmark
1.13 Incidence of corruption 0–100 (best)	82.0	82.0 =	8	Denmark
Property rights 0–100	-	88.3 ↑	3	Finland
1.14 Property rights 1–7 (best)	6.1	84.8 ↑	8	Finland
1.15 Intellectual property protection 1–7 (best)	6.1	85.0 ↓	4	Finland
1.16 Quality of land administration 0–30 (best)	28.5	95.0 =	1	Multiple (5)
Corporate governance 0–100	-	67.9 ↓	35	New Zealand
1.17 Strength of auditing and accounting standards 1–7 (best)	6.2	86.6 ↓	5	Finland
1.18 Conflict of interest regulation 0–10 (best)	4.7	47.0 =	106	Kenya
1.19 Shareholder governance 0–10 (best)	7.0	70.0 =	28	Kazakhstan
Future orientation of government 0–100	-	78.1	3	Luxembourg
1.20 Government ensuring policy stability 1–7 (best)	5.7	78.3	7	Switzerland
1.21 Government's responsiveness to change 1–7 (best)	4.8	62.5	15	Singapore
1.22 Legal framework's adaptability to digital business models 1–7 (best)	4.9	65.5	10	United States
1.23 Government long-term vision 1–7 (best)	4.9	64.2	19	Singapore
1.24 Energy efficiency regulation 0–100 (best)	83.5	83.5	9	Italy
1.25 Renewable energy regulation 0–100 (best)	82.3	82.3	10	Germany
1.26 Environment-related treaties in force count (out of 29)	29	100.0	1	Multiple (6)
 2nd pillar: Infrastructure 0–100	-	94.3 ↑	2	Singapore
Transport infrastructure 0–100	-	89.2 ↑	2	Singapore
2.01 Road connectivity 0–100 (best)	89.0	89.0 ↑	28	Multiple (3)
2.02 Quality of road infrastructure 1–7 (best)	6.4	90.5 ↑	2	Singapore
2.03 Railroad density km/1,000 km[2]	89.4	100.0 =	8	Multiple (24)
2.04 Efficiency of train services 1–7 (best)	5.7	78.5 ↑	6	Japan
2.05 Airport connectivity score	228,866.0	77.0 =	28	Multiple (8)
2.06 Efficiency of air transport services 1–7 (best)	6.4	89.9 ↑	3	Singapore
2.07 Liner shipping connectivity 0–100 (best)	98.0	98.0 ↑	6	Multiple (5)
2.08 Efficiency of seaport services 1–7 (best)	6.4	90.8 ↑	2	Singapore
Utility infrastructure 0–100	-	99.5 ↑	3	Iceland
2.09 Electricity access % of population	100.0	100.0 =	2	Multiple (67)
2.10 Electricity supply quality % of output	4.5	99.5 ↓	17	Multiple (10)
2.11 Exposure to unsafe drinking water % of population	0.2	100.0 =	1	Multiple (28)
2.12 Reliability of water supply 1–7 (best)	6.9	98.4 ↑	2	Iceland

Index Component	Value	Score *	Rank/141	Best Performer
 3rd pillar: ICT adoption 0–100	-	76.3 ↑	24	Korea, Rep.
3.01 Mobile-cellular telephone subscriptions per 100 pop.	120.6	100.0 =	63	Multiple (63)
3.02 Mobile-broadband subscriptions per 100 pop.	90.9	N/Apl.	45	United Arab Emirates
3.03 Fixed-broadband Internet subscriptions per 100 pop.	42.4	84.7 ↑	5	Switzerland
3.04 Fibre internet subscriptions per 100 pop.	6.8	N/Apl.	35	Korea, Rep.
3.05 Internet users % of adult population	94.7	94.7 ↑	11	Qatar
 4th pillar: Macroeconomic stability 0–100	-	100.0 =	1	Multiple (33)
4.01 Inflation %	1.5	100.0 =	1	Multiple (88)
4.02 Debt dynamics 0–100 (best)	100.0	100.0 =	1	Multiple (34)
 5th pillar: Health 0–100	-	94.2 ↓	21	Multiple (4)
5.01 Healthy life expectancy years	70.2	94.2 ↓	20	Multiple (4)
 6th pillar: Skills 0–100	-	84.6 ↑	4	Switzerland
Current workforce 0–100	-	77.1 ↓	8	Switzerland
6.01 Mean years of schooling years	12.2	81.3 ↑	26	Germany
Skills of current workforce 0–100	-	72.9 ↓	4	Switzerland
6.02 Extent of staff training 1–7 (best)	5.3	72.4 ↓	5	Switzerland
6.03 Quality of vocational training 1–7 (best)	5.6	77.1 ↑	3	Switzerland
6.04 Skillset of graduates 1–7 (best)	5.5	74.4 ↓	3	Switzerland
6.05 Digital skills among active population 1–7 (best)	5.6	77.1 ↓	4	Finland
6.06 Ease of finding skilled employees 1–7 (best)	4.8	63.5 ↓	26	United States
Future workforce 0–100	-	92.2 ↑	2	Denmark
6.07 School life expectancy years	18.0	100.0 =	11	Multiple (11)
Skills of future workforce 0–100	-	84.3 ↑	3	Denmark
6.08 Critical thinking in teaching 1–7 (best)	5.4	72.9 ↑	3	Finland
6.09 Pupil-to-teacher ratio in primary education ratio	11.7	95.7 =	21	Multiple (5)
 7th pillar: Product market 0–100	-	69.9 ↓	7	Hong Kong SAR
Domestic competition 0–100	-	72.7 ↓	4	Hong Kong SAR
7.01 Distortive effect of taxes and subsidies on competition 1–7 (best)	5.0	66.7 ↑	8	Singapore
7.02 Extent of market dominance 1–7 (best)	5.2	70.6 ↓	6	Switzerland
7.03 Competition in services 1–7 (best)	5.9	80.9 ↓	3	Hong Kong SAR
Trade openness 0–100	-	67.1 ↓	13	Singapore
7.04 Prevalence of non-tariff barriers 1–7 (best)	5.3	71.5 ↓	7	Singapore
7.05 Trade tariffs %	1.12	92.5 ↑	7	Hong Kong SAR
7.06 Complexity of tariffs 1–7 (best)	2.9	31.6 ↓	113	Hong Kong SAR
7.07 Border clearance efficiency 1–5 (best)	3.9	72.9 =	5	Germany
 8th pillar: Labour market 0–100	-	74.9 ↓	11	Singapore
Flexibility 0–100	-	69.7 ↑	12	Singapore
8.01 Redundancy costs weeks of salary	15.9	75.2 ↓	71	Multiple (8)
8.02 Hiring and firing practices 1–7 (best)	4.8	64.0 ↑	12	Hong Kong SAR
8.03 Cooperation in labour-employer relations 1–7 (best)	5.8	80.8 ↓	4	Singapore
8.04 Flexibility of wage determination 1–7 (best)	4.1	51.8 ↓	128	Estonia
8.05 Active labour market policies 1–7 (best)	5.2	70.1 ↑	7	Switzerland
8.06 Workers' rights 0–100 (best)	95.0	95.0 ↑	8	Multiple (2)
8.07 Ease of hiring foreign labour 1–7 (best)	4.8	63.2 ↑	17	Albania
8.08 Internal labour mobility 1–7 (best)	4.5	57.6 ↓	72	United States
Meritocracy and incentivization 0–100	-	80.1 ↓	12	Denmark
8.09 Reliance on professional management 1–7 (best)	6.0	84.1 ↓	2	Finland
8.10 Pay and productivity 1–7 (best)	4.8	63.5 ↓	17	Hong Kong SAR
8.11 Ratio of wage and salaried female workers to male workers %	0.91	89.3 ↑	21	Multiple (4)
8.12 Labour tax rate %	19.9	83.5 ↓	89	Multiple (24)

Index Component	Value	Score *	Rank/141	Best Performer
 9th pillar: Financial system 0–100	-	84.6 ↑	17	Hong Kong SAR
Depth 0–100	-	76.7 ↑	19	United States
9.01 Domestic credit to private sector % GDP	113.4	100.0 =	21	Multiple (30)
9.02 Financing of SMEs 1–7 (best)	4.8	63.8 ↑	14	Finland
9.03 Venture capital availability 1–7 (best)	4.4	56.4 ↑	14	United States
9.04 Market capitalization % GDP	111.0	100.0 ↑	13	Multiple (15)
9.05 Insurance premium volume to GDP	3.8	63.3 ↓	34	Multiple (17)
Stability 0–100	-	94.5 ↑	10	Finland
9.06 Soundness of banks 1–7 (best)	5.9	81.7 ↑	18	Finland
9.07 Non-performing loans % of gross total loans	2.3	96.4 ↑	36	Multiple (3)
9.08 Credit gap %	-3.6	100.0 =	1	Multiple (98)
9.09 Banks' regulatory capital ratio % of total risk-weighted assets	21.5	100.0 =	24	Multiple (74)
 10th pillar: Market size 0–100	-	74.3 ↑	20	China
10.01 Gross domestic product PPP \$ billions	862	N/Appl.	27	China
10.02 Imports of goods and services % GDP	95.8	N/Appl.	9	Hong Kong SAR
 11th pillar: Business dynamism 0–100	-	80.6 ↑	2	United States
Administrative requirements 0–100	-	90.9 ↑	7	United States
11.01 Cost of starting a business % of GNI per capita	4.2	97.9 ↑	55	Multiple (2)
11.02 Time to start a business days	3.5	97.0 =	8	New Zealand
11.03 Insolvency recovery rate cents to the dollar	89.8	96.7 ↑	3	Japan
11.04 Insolvency regulatory framework 0–16 (best)	11.5	71.9 =	38	Multiple (6)
Entrepreneurial culture 0–100	-	70.3 ↑	5	Israel
11.05 Attitudes towards entrepreneurial risk 1–7 (best)	5.0	65.9 ↓	9	Israel
11.06 Willingness to delegate authority 1–7 (best)	5.9	81.3 ↑	3	Denmark
11.07 Growth of innovative companies 1–7 (best)	5.3	71.7 ↑	4	Israel
11.08 Companies embracing disruptive ideas 1–7 (best)	4.7	62.3 ↑	8	Israel
 12th pillar: Innovation capability 0–100	-	76.3 ↓	10	Germany
Interaction and diversity 0–100	-	77.4 ↓	5	Singapore
12.01 Diversity of workforce 1–7 (best)	5.3	71.7 ↓	15	Singapore
12.02 State of cluster development 1–7 (best)	5.2	70.4 ↓	7	Italy
12.03 International co-inventions per million pop.	20.84	94.7 ↑	12	Multiple (5)
12.04 Multi-stakeholder collaboration 1–7 (best)	5.4	72.7 ↑	3	Israel
Research and development 0–100	-	77.4 ↑	13	Japan
12.05 Scientific publications score	895.0	100.0 ↑	8	Multiple (9)
12.06 Patent applications per million pop.	189.85	96.5 ↑	11	Multiple (8)
12.07 R&D expenditures % GDP	2.0	67.7 ↑	17	Multiple (7)
12.08 Research institutions prominence 0–100 (best)	0.18	45.3 ↑	17	Multiple (7)
Commercialization 0–100	-	72.1 ↓	23	Luxembourg
12.09 Buyer sophistication 1–7 (best)	4.8	62.7 ↑	11	Korea, Rep.
12.10 Trademark applications per million pop.	1,937.84	81.4 ↓	41	Multiple (7)

* Scores are on a 0 to 100 scale, where 100 represents the optimal situation or 'frontier'. Arrows indicate the direction of the change in score from the previous edition, if available.

Note: For detailed methodology, definitions, sources, and periods, visit <http://gcr.weforum.org/>