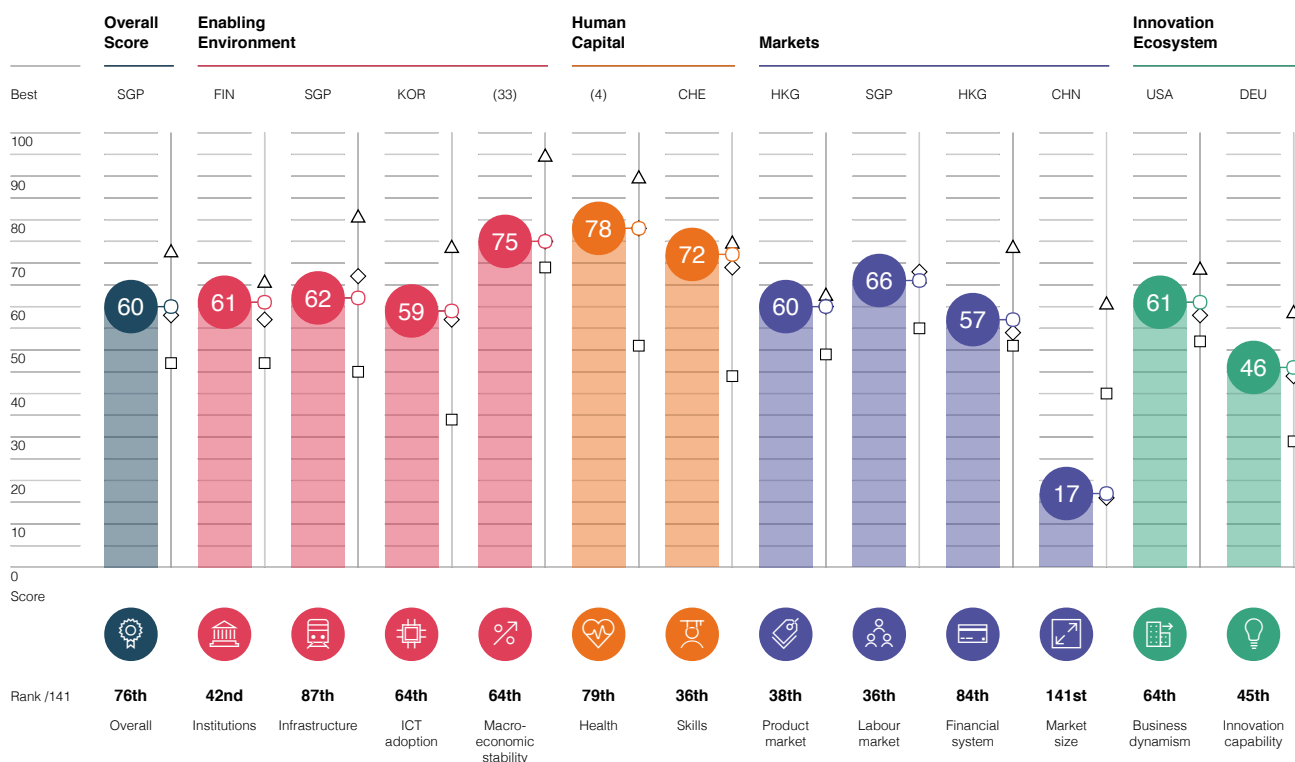


Global Competitiveness Index 4.0 2019 edition

Rank in 2018 edition: 74th/140

Performance Overview 2019 Key ◇ Previous edition △ High-income group average □ Sub-Saharan Africa average





Selected contextual indicators

Population millions	0.1	GDP (PPP) % world GDP	0.00
GDP per capita US\$	16,472.1	5-year average FDI inward flow % GDP	12.6
10-year average annual GDP growth %	4.3		

Social and environmental performance

Renewable energy consumption share %	1.4	Income Gini 0 (perfect equality) -100 (perfect inequality)	46.8
--------------------------------------	-----	--	------

Index Component	Value	Score *	Rank/141	Best Performer
 1st pillar: Institutions 0–100	-	61.0 ↑	42	Finland
Security 0–100	-	67.4 ↓	105	Finland
1.01 Organized crime 1–7 (best)	4.7	62.4 ↓	64	Finland
1.02 Homicide rate per 100,000 pop.	12.7	58.6 ↑	125	Multiple (14)
1.03 Terrorism incidence 0 (very high) -100 (no incidence)	100.0	100.0 =	1	Multiple (25)
1.04 Reliability of police services 1–7 (best)	3.9	48.6 ↓	96	Finland
Social capital 0–100	-	58.5	26	New Zealand
1.05 Social capital 0–100 (best)	n/a	58.5	n/a	New Zealand
Checks and balances 0–100	-	52.3 ↑	52	Finland
1.06 Budget transparency 0–100 (best)	n/a	26.2	n/a	Multiple (2)
1.07 Judicial independence 1–7 (best)	4.5	58.5 ↑	45	Finland
1.08 Efficiency of legal framework in challenging regulations 1–7 (best)	4.2	54.0 ↑	30	Finland
1.09 Freedom of the press 0–100 (worst)	29.4	70.6 ↑	57	Norway
Public-sector performance 0–100	-	57.8 ↑	45	Singapore
1.10 Burden of government regulation 1–7 (best)	4.1	51.7 ↑	27	Singapore
1.11 Efficiency of legal framework in settling disputes 1–7 (best)	4.4	57.0 ↑	36	Singapore
1.12 E-Participation 0–1 (best)	0.65	64.6 =	81	Multiple (3)
Transparency 0–100	-	66.0 ↑	27	Denmark
1.13 Incidence of corruption 0–100 (best)	66.0	66.0 ↑	27	Denmark
Property rights 0–100	-	63.4 ↑	46	Finland
1.14 Property rights 1–7 (best)	4.7	61.9 ↑	51	Finland
1.15 Intellectual property protection 1–7 (best)	4.5	58.2 ↑	54	Finland
1.16 Quality of land administration 0–30 (best)	21.0	70.0 =	44	Multiple (5)
Corporate governance 0–100	-	53.8 ↑	96	New Zealand
1.17 Strength of auditing and accounting standards 1–7 (best)	4.7	61.4 ↑	69	Finland
1.18 Conflict of interest regulation 0–10 (best)	5.7	57.0 =	68	Kenya
1.19 Shareholder governance 0–10 (best)	4.3	43.0 =	100	Kazakhstan
Future orientation of government 0–100	-	68.9	19	Luxembourg
1.20 Government ensuring policy stability 1–7 (best)	4.8	63.4	29	Switzerland
1.21 Government's responsiveness to change 1–7 (best)	4.6	59.6	22	Singapore
1.22 Legal framework's adaptability to digital business models 1–7 (best)	4.4	57.1	29	United States
1.23 Government long-term vision 1–7 (best)	4.8	62.7	25	Singapore
1.24 Energy efficiency regulation 0–100 (best)	n/a	76.2	n/a	Italy
1.25 Renewable energy regulation 0–100 (best)	n/a	76.1	n/a	Germany
1.26 Environment-related treaties in force count (out of 29)	23	79.3	56	Multiple (6)
 2nd pillar: Infrastructure 0–100	-	62.3 ↓	87	Singapore
Transport infrastructure 0–100	-	42.2 ↓	98	Singapore
2.01 Road connectivity 0–100 (best)	N/Appl.	n/a	n/a	Multiple (3)
2.02 Quality of road infrastructure 1–7 (best)	4.0	50.4 ↓	69	Singapore
2.03 Railroad density km/1,000 km ²	n/a	n/a	n/a	Multiple (24)
2.04 Efficiency of train services 1–7 (best)	not assessed	n/a	n/a	Japan
2.05 Airport connectivity score	8,777.0	30.7 =	100	Multiple (8)
2.06 Efficiency of air transport services 1–7 (best)	4.4	57.3 ↓	81	Singapore
2.07 Liner shipping connectivity 0–100 (best)	8.0	8.0 ↓	95	Multiple (5)
2.08 Efficiency of seaport services 1–7 (best)	4.4	56.4 ↓	59	Singapore
Utility infrastructure 0–100	-	82.5 ↓	78	Iceland
2.09 Electricity access % of population	99.0	99.0 =	80	Multiple (67)
2.10 Electricity supply quality % of output	n/a	93.6 ↓	n/a	Multiple (10)
2.11 Exposure to unsafe drinking water % of population	30.0	71.5 ↓	90	Multiple (28)
2.12 Reliability of water supply 1–7 (best)	4.9	65.8 ↓	64	Iceland

Index Component	Value	Score *	Rank/141	Best Performer
 3rd pillar: ICT adoption 0–100	-	59.4 ↑	64	Korea, Rep.
3.01 Mobile-cellular telephone subscriptions per 100 pop.	184.3	100.0 =	3	Multiple (63)
3.02 Mobile-broadband subscriptions per 100 pop.	80.5	N/Appl.	61	United Arab Emirates
3.03 Fixed-broadband Internet subscriptions per 100 pop.	20.3	40.6 ↑	51	Switzerland
3.04 Fibre internet subscriptions per 100 pop.	n/a	N/Appl.	n/a	Korea, Rep.
3.05 Internet users % of adult population	58.8	58.8 ↑	85	Qatar
 4th pillar: Macroeconomic stability 0–100	-	75.0 =	64	Multiple (33)
4.01 Inflation %	3.3	100.0 =	1	Multiple (88)
4.02 Debt dynamics 0–100 (best)	50.0	50.0 =	64	Multiple (34)
 5th pillar: Health 0–100	-	78.0 ↑	79	Multiple (4)
5.01 Healthy life expectancy years	65.0	78.0 ↑	78	Multiple (4)
 6th pillar: Skills 0–100	-	71.7 ↑	36	Switzerland
Current workforce 0–100	-	64.5 ↑	43	Switzerland
6.01 Mean years of schooling years	11.0	73.3 ↑	44	Germany
Skills of current workforce 0–100	-	55.6 ↑	46	Switzerland
6.02 Extent of staff training 1–7 (best)	4.3	55.5 ↓	46	Switzerland
6.03 Quality of vocational training 1–7 (best)	4.3	55.1 ↑	54	Switzerland
6.04 Skillset of graduates 1–7 (best)	4.3	55.6 ↓	48	Switzerland
6.05 Digital skills among active population 1–7 (best)	4.6	59.9 ↑	47	Finland
6.06 Ease of finding skilled employees 1–7 (best)	4.1	52.0 ↑	78	United States
Future workforce 0–100	-	79.0 ↓	35	Denmark
6.07 School life expectancy years	15.5	85.8 ↓	40	Multiple (11)
Skills of future workforce 0–100	-	72.1 ↑	29	Denmark
6.08 Critical thinking in teaching 1–7 (best)	4.3	54.2 ↑	28	Finland
6.09 Pupil-to-teacher ratio in primary education ratio	14.0	89.9 ↓	40	Multiple (5)
 7th pillar: Product market 0–100	-	60.0 ↓	38	Hong Kong SAR
Domestic competition 0–100	-	55.1 ↑	54	Hong Kong SAR
7.01 Distortive effect of taxes and subsidies on competition 1–7 (best)	4.2	54.1 ↑	41	Singapore
7.02 Extent of market dominance 1–7 (best)	4.0	49.3 ↑	53	Switzerland
7.03 Competition in services 1–7 (best)	4.7	61.8 ↑	89	Hong Kong SAR
Trade openness 0–100	-	65.0 ↓	24	Singapore
7.04 Prevalence of non-tariff barriers 1–7 (best)	4.5	58.7 ↓	57	Singapore
7.05 Trade tariffs %	1.59	89.4 ↑	35	Hong Kong SAR
7.06 Complexity of tariffs 1–7 (best)	5.1	69.1 ↓	82	Hong Kong SAR
7.07 Border clearance efficiency 1–5 (best)	n/a	42.7 ↓	n/a	Germany
 8th pillar: Labour market 0–100	-	65.8 ↓	36	Singapore
Flexibility 0–100	-	62.6 ↑	40	Singapore
8.01 Redundancy costs weeks of salary	11.9	83.5 ↑	41	Multiple (8)
8.02 Hiring and firing practices 1–7 (best)	4.1	51.3 ↑	47	Hong Kong SAR
8.03 Cooperation in labour-employer relations 1–7 (best)	4.6	60.7 ↑	50	Singapore
8.04 Flexibility of wage determination 1–7 (best)	4.5	58.2 ↑	109	Estonia
8.05 Active labour market policies 1–7 (best)	4.5	59.0 ↑	30	Switzerland
8.06 Workers' rights 0–100 (best)	n/a	78.3 ↓	n/a	Multiple (2)
8.07 Ease of hiring foreign labour 1–7 (best)	4.3	54.6 ↑	57	Albania
8.08 Internal labour mobility 1–7 (best)	4.3	55.3 ↑	89	United States
Meritocracy and incentivization 0–100	-	68.9 ↓	44	Denmark
8.09 Reliance on professional management 1–7 (best)	4.7	60.9 ↑	45	Finland
8.10 Pay and productivity 1–7 (best)	4.2	53.9 ↓	52	Hong Kong SAR
8.11 Ratio of wage and salaried female workers to male workers %	n/a	60.8 ↓	n/a	Multiple (4)
8.12 Labour tax rate %	2.3	100.0 =	10	Multiple (24)

Index Component	Value	Score *	Rank/141	Best Performer
 9th pillar: Financial system 0–100	-	57.2 ↑	84	Hong Kong SAR
Depth 0–100	-	34.6 ↑	84	United States
9.01 Domestic credit to private sector % GDP	27.3	28.7 ↑	108	Multiple (30)
9.02 Financing of SMEs 1–7 (best)	4.2	52.7 ↑	46	Finland
9.03 Venture capital availability 1–7 (best)	3.4	40.4 ↑	53	United States
9.04 Market capitalization % GDP	20.7	20.7 ↑	80	Multiple (15)
9.05 Insurance premium volume to GDP	1.8	30.3 ↓	63	Multiple (17)
Stability 0–100	-	85.5 ↓	84	Finland
9.06 Soundness of banks 1–7 (best)	4.6	60.2 ↓	90	Finland
9.07 Non-performing loans % of gross total loans	8.1	84.6 ↓	95	Multiple (3)
9.08 Credit gap %	3.0	97.3 ↓	109	Multiple (98)
9.09 Banks' regulatory capital ratio % of total risk-weighted assets	25.2	100.0 =	9	Multiple (74)
 10th pillar: Market size 0–100	-	17.1 ↑	141	China
10.01 Gross domestic product PPP \$ billions	3	N/Appl.	141	China
10.02 Imports of goods and services % GDP	115.2	N/Appl.	5	Hong Kong SAR
 11th pillar: Business dynamism 0–100	-	61.5 ↑	64	United States
Administrative requirements 0–100	-	66.5 ↑	85	United States
11.01 Cost of starting a business % of GNI per capita	13.4	93.3 ↓	90	Multiple (2)
11.02 Time to start a business days	32.0	68.3 =	120	New Zealand
11.03 Insolvency recovery rate cents to the dollar	38.9	41.9 ↑	64	Japan
11.04 Insolvency regulatory framework 0–16 (best)	10.0	62.5 =	65	Multiple (6)
Entrepreneurial culture 0–100	-	56.5 ↑	37	Israel
11.05 Attitudes towards entrepreneurial risk 1–7 (best)	4.5	59.1 ↑	24	Israel
11.06 Willingness to delegate authority 1–7 (best)	4.8	63.4 ↑	38	Denmark
11.07 Growth of innovative companies 1–7 (best)	4.1	51.7 ↑	66	Israel
11.08 Companies embracing disruptive ideas 1–7 (best)	4.1	51.6 ↑	34	Israel
 12th pillar: Innovation capability 0–100	-	46.1 ↑	45	Germany
Interaction and diversity 0–100	-	49.9 ↑	34	Singapore
12.01 Diversity of workforce 1–7 (best)	5.3	71.2 ↑	17	Singapore
12.02 State of cluster development 1–7 (best)	4.2	53.4 ↑	41	Italy
12.03 International co-inventions per million pop.	1.23	24.7 ↑	41	Multiple (5)
12.04 Multi-stakeholder collaboration 1–7 (best)	4.0	50.4 ↑	44	Israel
Research and development 0–100	-	27.1 ↑	65	Japan
12.05 Scientific publications score	55.3	59.7 ↑	132	Multiple (9)
12.06 Patent applications per million pop.	8.43	41.2 ↑	39	Multiple (8)
12.07 R&D expenditures % GDP	0.2	7.4 ↓	92	Multiple (7)
12.08 Research institutions prominence 0–100 (best)	0.00	0.0	117	Multiple (7)
Commercialization 0–100	-	76.8 ↑	12	Luxembourg
12.09 Buyer sophistication 1–7 (best)	4.2	53.5 ↑	29	Korea, Rep.
12.10 Trademark applications per million pop.	11,039.15	100.0 =	7	Multiple (7)

* Scores are on a 0 to 100 scale, where 100 represents the optimal situation or 'frontier'. Arrows indicate the direction of the change in score from the previous edition, if available.

Note: For detailed methodology, definitions, sources, and periods, visit <http://gcr.weforum.org/>