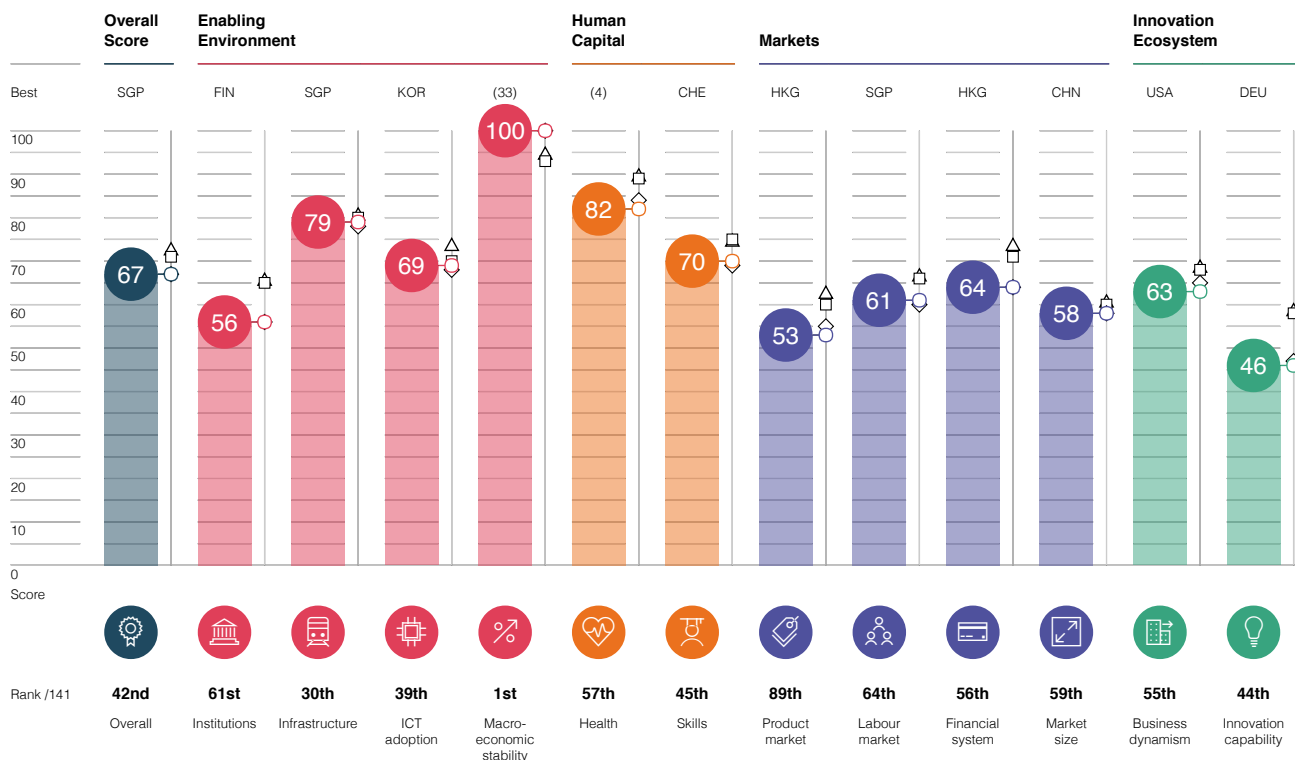


Global Competitiveness Index 4.0 2019 edition

Rank in 2018 edition: 41st/140

Performance Overview 2019

Key ◊ Previous edition ▲ High-income group average □ Europe and North America average





Selected contextual indicators

Population millions	5.4	GDP (PPP) % world GDP	0.14
GDP per capita US\$	19,581.6	5-year average FDI inward flow % GDP	0.7
10-year average annual GDP growth %	2.8		

Social and environmental performance

Renewable energy consumption share %	13.4	Global Gender Gap Index 0-1 (gender parity)	0.7
Unemployment rate %	6.8	Income Gini 0 (perfect equality) -100 (perfect inequality)	26.5

Index Component	Value	Score *	Rank/141	Best Performer
 1st pillar: Institutions 0–100	-	56.3 ↓	61	Finland
Security 0–100	-	73.3 ↓	77	Finland
1.01 Organized crime 1–7 (best)	4.4	56.8 ↓	86	Finland
1.02 Homicide rate per 100,000 pop.	1.5	96.6 ↓	51	Multiple (14)
1.03 Terrorism incidence 0 (very high) -100 (no incidence)	100.0	100.0 =	46	Multiple (25)
1.04 Reliability of police services 1–7 (best)	3.4	39.9 ↓	112	Finland
Social capital 0–100	-	52.2 ↑	60	New Zealand
1.05 Social capital 0–100 (best)	52.2	52.2 ↑	55	New Zealand
Checks and balances 0–100	-	46.8 ↓	85	Finland
1.06 Budget transparency 0–100 (best)	59	59.0	30	Multiple (2)
1.07 Judicial independence 1–7 (best)	2.8	29.3 ↑	114	Finland
1.08 Efficiency of legal framework in challenging regulations 1–7 (best)	2.4	22.5 ↓	132	Finland
1.09 Freedom of the press 0–100 (worst)	23.6	76.4 ↓	32	Norway
Public-sector performance 0–100	-	42.6 ↑	103	Singapore
1.10 Burden of government regulation 1–7 (best)	2.4	23.1 ↓	135	Singapore
1.11 Efficiency of legal framework in settling disputes 1–7 (best)	2.4	23.7 ↑	130	Singapore
1.12 E-Participation 0–1 (best)	0.81	80.9 =	49	Multiple (3)
Transparency 0–100	-	50.0 =	51	Denmark
1.13 Incidence of corruption 0–100 (best)	50.0	50.0 =	51	Denmark
Property rights 0–100	-	65.8 ↓	42	Finland
1.14 Property rights 1–7 (best)	4.4	56.9 ↑	66	Finland
1.15 Intellectual property protection 1–7 (best)	4.3	55.5 ↓	60	Finland
1.16 Quality of land administration 0–30 (best)	25.5	85.0 ↓	17	Multiple (5)
Corporate governance 0–100	-	60.9 ↑	67	New Zealand
1.17 Strength of auditing and accounting standards 1–7 (best)	5.5	75.6 ↑	22	Finland
1.18 Conflict of interest regulation 0–10 (best)	4.7	47.0 =	106	Kenya
1.19 Shareholder governance 0–10 (best)	6.0	60.0 =	64	Kazakhstan
Future orientation of government 0–100	-	58.7	55	Luxembourg
1.20 Government ensuring policy stability 1–7 (best)	3.0	32.6	119	Switzerland
1.21 Government's responsiveness to change 1–7 (best)	2.9	31.7	117	Singapore
1.22 Legal framework's adaptability to digital business models 1–7 (best)	3.5	41.7	81	United States
1.23 Government long-term vision 1–7 (best)	2.7	27.8	125	Singapore
1.24 Energy efficiency regulation 0–100 (best)	82.9	82.9	11	Italy
1.25 Renewable energy regulation 0–100 (best)	82.6	82.6	8	Germany
1.26 Environment-related treaties in force count (out of 29)	25	86.2	26	Multiple (6)
 2nd pillar: Infrastructure 0–100	-	78.6 ↑	30	Singapore
Transport infrastructure 0–100	-	59.5 ↑	42	Singapore
2.01 Road connectivity 0–100 (best)	83.5	83.5 ↑	45	Multiple (3)
2.02 Quality of road infrastructure 1–7 (best)	4.0	49.8 ↑	72	Singapore
2.03 Railroad density km/1,000 km ²	75.4	100.0 =	10	Multiple (24)
2.04 Efficiency of train services 1–7 (best)	4.0	50.1 ↓	39	Japan
2.05 Airport connectivity score	6,351.2	27.5 =	111	Multiple (8)
2.06 Efficiency of air transport services 1–7 (best)	3.8	46.3 ↓	108	Singapore
2.07 Liner shipping connectivity 0–100 (best)	n/a	n/a	n/a	Multiple (5)
2.08 Efficiency of seaport services 1–7 (best)	3.1	35.6 ↓	110	Singapore
Utility infrastructure 0–100	-	97.6 ↑	16	Iceland
2.09 Electricity access % of population	100.0	100.0 =	2	Multiple (67)
2.10 Electricity supply quality % of output	4.5	99.5 ↑	16	Multiple (10)
2.11 Exposure to unsafe drinking water % of population	3.1	98.9 ↑	33	Multiple (28)
2.12 Reliability of water supply 1–7 (best)	6.5	91.9 ↑	17	Iceland

Index Component	Value	Score *	Rank/141	Best Performer
 3rd pillar: ICT adoption 0–100	-	69.2 ↑	39	Korea, Rep.
3.01 Mobile-cellular telephone subscriptions per 100 pop.	132.8	100.0 =	37	Multiple (63)
3.02 Mobile-broadband subscriptions per 100 pop.	86.0	N/Appl.	53	United Arab Emirates
3.03 Fixed-broadband Internet subscriptions per 100 pop.	27.7	55.3 ↑	37	Switzerland
3.04 Fibre internet subscriptions per 100 pop.	7.6	N/Appl.	32	Korea, Rep.
3.05 Internet users % of adult population	80.7	80.7 ↑	41	Qatar
 4th pillar: Macroeconomic stability 0–100	-	100.0 ↑	1	Multiple (33)
4.01 Inflation %	2.0	100.0 ↑	1	Multiple (88)
4.02 Debt dynamics 0–100 (best)	100.0	100.0 =	1	Multiple (34)
 5th pillar: Health 0–100	-	82.3 ↓	57	Multiple (4)
5.01 Healthy life expectancy years	66.3	82.3 ↓	56	Multiple (4)
 6th pillar: Skills 0–100	-	69.9 ↑	45	Switzerland
Current workforce 0–100	-	69.7 ↑	31	Switzerland
6.01 Mean years of schooling years	13.6	90.9 ↑	5	Germany
Skills of current workforce 0–100	-	48.4 ↓	94	Switzerland
6.02 Extent of staff training 1–7 (best)	4.1	51.7 ↓	58	Switzerland
6.03 Quality of vocational training 1–7 (best)	3.6	43.9 ↓	104	Switzerland
6.04 Skillset of graduates 1–7 (best)	3.8	46.4 ↑	91	Switzerland
6.05 Digital skills among active population 1–7 (best)	4.6	59.8 ↓	48	Finland
6.06 Ease of finding skilled employees 1–7 (best)	3.4	40.4 ↑	127	United States
Future workforce 0–100	-	70.1 ↓	68	Denmark
6.07 School life expectancy years	14.5	80.7 ↓	65	Multiple (11)
Skills of future workforce 0–100	-	59.4 ↑	70	Denmark
6.08 Critical thinking in teaching 1–7 (best)	2.9	31.9 ↑	109	Finland
6.09 Pupil-to-teacher ratio in primary education ratio	15.2	86.9 =	50	Multiple (5)
 7th pillar: Product market 0–100	-	52.7 ↓	89	Hong Kong SAR
Domestic competition 0–100	-	47.9 ↑	96	Hong Kong SAR
7.01 Distortive effect of taxes and subsidies on competition 1–7 (best)	2.5	25.0 ↑	137	Singapore
7.02 Extent of market dominance 1–7 (best)	3.7	44.4 ↑	81	Switzerland
7.03 Competition in services 1–7 (best)	5.5	74.3 ↑	18	Hong Kong SAR
Trade openness 0–100	-	57.5 ↓	73	Singapore
7.04 Prevalence of non-tariff barriers 1–7 (best)	4.7	61.1 ↓	46	Singapore
7.05 Trade tariffs %	1.12	92.5 ↑	7	Hong Kong SAR
7.06 Complexity of tariffs 1–7 (best)	2.9	31.6 ↓	113	Hong Kong SAR
7.07 Border clearance efficiency 1–5 (best)	2.8	44.7 =	51	Germany
 8th pillar: Labour market 0–100	-	60.7 ↑	64	Singapore
Flexibility 0–100	-	58.4 ↑	63	Singapore
8.01 Redundancy costs weeks of salary	18.8	69.2 ↓	87	Multiple (8)
8.02 Hiring and firing practices 1–7 (best)	3.3	37.9 ↑	114	Hong Kong SAR
8.03 Cooperation in labour-employer relations 1–7 (best)	4.2	53.0 ↓	98	Singapore
8.04 Flexibility of wage determination 1–7 (best)	5.0	65.9 ↑	73	Estonia
8.05 Active labour market policies 1–7 (best)	4.1	51.2 ↑	42	Switzerland
8.06 Workers' rights 0–100 (best)	100.0	100.0 =	1	Multiple (2)
8.07 Ease of hiring foreign labour 1–7 (best)	3.3	37.5 ↑	133	Albania
8.08 Internal labour mobility 1–7 (best)	4.1	52.5 ↑	104	United States
Meritocracy and incentivization 0–100	-	62.9 ↓	67	Denmark
8.09 Reliance on professional management 1–7 (best)	4.5	57.7 ↓	63	Finland
8.10 Pay and productivity 1–7 (best)	4.2	53.6 ↓	53	Hong Kong SAR
8.11 Ratio of wage and salaried female workers to male workers %	0.88	84.4 ↑	36	Multiple (4)
8.12 Labour tax rate %	39.7	56.0 =	138	Multiple (24)

Index Component	Value	Score *	Rank/141	Best Performer
 9th pillar: Financial system 0–100	-	64.4 ↑	56	Hong Kong SAR
Depth 0–100	-	40.6 ↑	65	United States
9.01 Domestic credit to private sector % GDP	56.7	59.7 ↑	60	Multiple (30)
9.02 Financing of SMEs 1–7 (best)	4.2	52.9 ↑	45	Finland
9.03 Venture capital availability 1–7 (best)	3.6	43.6 ↑	42	United States
9.04 Market capitalization % GDP	5.4	5.4 ↑	107	Multiple (15)
9.05 Insurance premium volume to GDP	2.5	41.4 ↓	48	Multiple (17)
Stability 0–100	-	94.2 ↓	14	Finland
9.06 Soundness of banks 1–7 (best)	6.0	83.1 ↓	12	Finland
9.07 Non-performing loans % of gross total loans	3.7	93.5 ↑	64	Multiple (3)
9.08 Credit gap %	1.7	100.0 =	1	Multiple (98)
9.09 Banks' regulatory capital ratio % of total risk-weighted assets	18.2	100.0 =	53	Multiple (74)
 10th pillar: Market size 0–100	-	58.2 ↑	59	China
10.01 Gross domestic product PPP \$ billions	170	N/Appl.	66	China
10.02 Imports of goods and services % GDP	98.2	N/Appl.	8	Hong Kong SAR
 11th pillar: Business dynamism 0–100	-	62.8 ↓	55	United States
Administrative requirements 0–100	-	76.8 ↓	49	United States
11.01 Cost of starting a business % of GNI per capita	1.0	99.5 ↑	24	Multiple (2)
11.02 Time to start a business days	26.5	73.9 ↓	114	New Zealand
11.03 Insolvency recovery rate cents to the dollar	48.8	52.5 ↑	43	Japan
11.04 Insolvency regulatory framework 0–16 (best)	13.0	81.3 =	17	Multiple (6)
Entrepreneurial culture 0–100	-	48.9 ↓	83	Israel
11.05 Attitudes towards entrepreneurial risk 1–7 (best)	3.6	44.0 ↑	110	Israel
11.06 Willingness to delegate authority 1–7 (best)	4.4	57.2 ↑	65	Denmark
11.07 Growth of innovative companies 1–7 (best)	4.1	52.3 ↓	63	Israel
11.08 Companies embracing disruptive ideas 1–7 (best)	3.5	42.1 ↑	81	Israel
 12th pillar: Innovation capability 0–100	-	46.3 ↓	44	Germany
Interaction and diversity 0–100	-	45.7 ↑	45	Singapore
12.01 Diversity of workforce 1–7 (best)	3.9	48.2 ↓	120	Singapore
12.02 State of cluster development 1–7 (best)	3.8	46.6 ↓	71	Italy
12.03 International co-inventions per million pop.	3.31	44.8 ↑	31	Multiple (5)
12.04 Multi-stakeholder collaboration 1–7 (best)	3.6	43.4 ↓	83	Israel
Research and development 0–100	-	39.6 ↓	42	Japan
12.05 Scientific publications score	242.0	81.4 ↑	45	Multiple (9)
12.06 Patent applications per million pop.	9.82	43.8 ↑	36	Multiple (8)
12.07 R&D expenditures % GDP	0.8	26.3 ↓	46	Multiple (7)
12.08 Research institutions prominence 0–100 (best)	0.02	6.9 ↑	51	Multiple (7)
Commercialization 0–100	-	60.7 ↑	53	Luxembourg
12.09 Buyer sophistication 1–7 (best)	3.2	36.1 ↑	100	Korea, Rep.
12.10 Trademark applications per million pop.	2,788.85	85.3 ↑	33	Multiple (7)

* Scores are on a 0 to 100 scale, where 100 represents the optimal situation or 'frontier'. Arrows indicate the direction of the change in score from the previous edition, if available.

Note: For detailed methodology, definitions, sources, and periods, visit <http://gcr.weforum.org/>