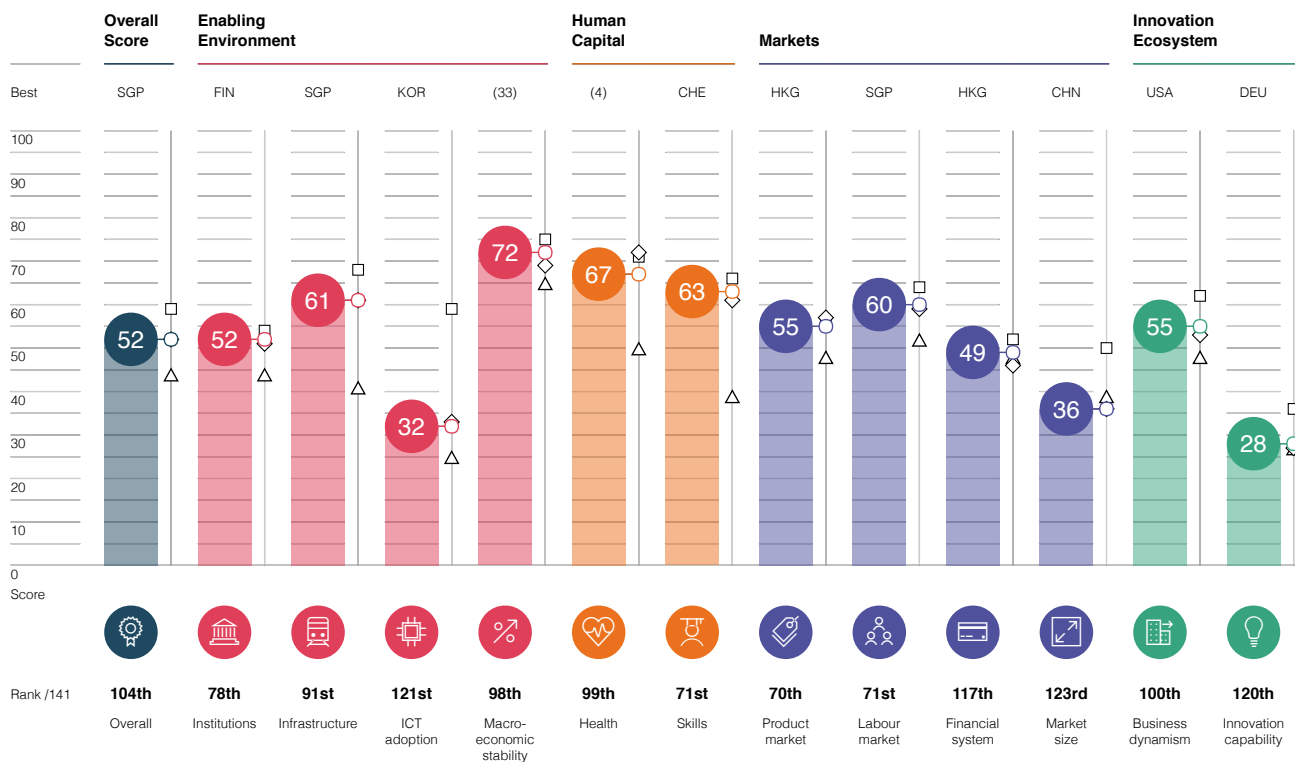


Global Competitiveness Index 4.0 2019 edition

Rank in 2018 edition: 102nd/140

Performance Overview 2019

Key ◇ Previous edition △ Low-income group average □ Eurasia average






Selected contextual indicators

Population millions	9.1	GDP (PPP) % world GDP	0.02
GDP per capita US\$	825.8	5-year average FDI inward flow % GDP	4.9
10-year average annual GDP growth %	6.0		

Social and environmental performance

Renewable energy consumption share %	44.7	Global Gender Gap Index 0-1 (gender parity)	0.6
Unemployment rate %	10.9	Income Gini 0 (perfect equality) -100 (perfect inequality)	34.0

Index Component	Value	Score *	Rank/141	Best Performer
 1st pillar: Institutions 0–100	-	51.7 ↑	78	Finland
Security 0–100	-	79.5 ↑	53	Finland
1.01 Organized crime 1–7 (best)	4.7	62.2 ↑	66	Finland
1.02 Homicide rate per 100,000 pop.	1.6	96.3 ↑	56	Multiple (14)
1.03 Terrorism incidence 0 (very high) -100 (no incidence)	99.7	99.7 =	79	Multiple (25)
1.04 Reliability of police services 1–7 (best)	4.6	59.9 ↓	62	Finland
Social capital 0–100	-	49.7 ↓	73	New Zealand
1.05 Social capital 0–100 (best)	49.7	49.7 ↓	67	New Zealand
Checks and balances 0–100	-	45.9 ↓	88	Finland
1.06 Budget transparency 0–100 (best)	30	30.0	74	Multiple (2)
1.07 Judicial independence 1–7 (best)	4.3	55.6 ↑	50	Finland
1.08 Efficiency of legal framework in challenging regulations 1–7 (best)	4.1	51.8 ↑	34	Finland
1.09 Freedom of the press 0–100 (worst)	54.0	46.0 ↓	131	Norway
Public-sector performance 0–100	-	51.0 ↓	69	Singapore
1.10 Burden of government regulation 1–7 (best)	4.4	56.2 ↑	20	Singapore
1.11 Efficiency of legal framework in settling disputes 1–7 (best)	4.5	57.9 ↑	34	Singapore
1.12 E-Participation 0–1 (best)	0.39	38.8 =	116	Multiple (3)
Transparency 0–100	-	25.0 ↑	127	Denmark
1.13 Incidence of corruption 0–100 (best)	25.0	25.0 ↑	127	Denmark
Property rights 0–100	-	46.7 ↑	93	Finland
1.14 Property rights 1–7 (best)	4.6	59.7 ↑	57	Finland
1.15 Intellectual property protection 1–7 (best)	4.3	55.5 ↑	61	Finland
1.16 Quality of land administration 0–30 (best)	7.5	25.0 =	118	Multiple (5)
Corporate governance 0–100	-	63.0 ↑	53	New Zealand
1.17 Strength of auditing and accounting standards 1–7 (best)	4.3	54.9 ↑	95	Finland
1.18 Conflict of interest regulation 0–10 (best)	6.7	67.0 =	34	Kenya
1.19 Shareholder governance 0–10 (best)	6.7	67.0 =	37	Kazakhstan
Future orientation of government 0–100	-	52.6	80	Luxembourg
1.20 Government ensuring policy stability 1–7 (best)	4.8	62.5	33	Switzerland
1.21 Government's responsiveness to change 1–7 (best)	4.7	62.5	16	Singapore
1.22 Legal framework's adaptability to digital business models 1–7 (best)	3.6	43.8	66	United States
1.23 Government long-term vision 1–7 (best)	5.3	71.1	11	Singapore
1.24 Energy efficiency regulation 0–100 (best)	44.8	44.8	64	Italy
1.25 Renewable energy regulation 0–100 (best)	36.0	36.0	91	Germany
1.26 Environment-related treaties in force count (out of 29)	16	55.2	132	Multiple (6)
 2nd pillar: Infrastructure 0–100	-	60.6 ↓	91	Singapore
Transport infrastructure 0–100	-	39.6 ↑	111	Singapore
2.01 Road connectivity 0–100 (best)	35.8	35.8 ↑	137	Multiple (3)
2.02 Quality of road infrastructure 1–7 (best)	4.5	58.2 ↓	50	Singapore
2.03 Railroad density km/1,000 km ²	4.5	11.2 ↑	72	Multiple (24)
2.04 Efficiency of train services 1–7 (best)	4.1	51.0 ↑	37	Japan
2.05 Airport connectivity score	4,195.6	23.8 =	121	Multiple (8)
2.06 Efficiency of air transport services 1–7 (best)	4.5	57.9 ↑	76	Singapore
2.07 Liner shipping connectivity 0–100 (best)	n/a	n/a	n/a	Multiple (5)
2.08 Efficiency of seaport services 1–7 (best)	1.0	0.5 ↓	139	Singapore
Utility infrastructure 0–100	-	81.6 ↓	80	Iceland
2.09 Electricity access % of population	100.0	100.0 =	2	Multiple (67)
2.10 Electricity supply quality % of output	17.3	86.2 ↓	107	Multiple (10)
2.11 Exposure to unsafe drinking water % of population	23.6	78.0 ↓	85	Multiple (28)
2.12 Reliability of water supply 1–7 (best)	4.7	62.2 ↑	75	Iceland

Index Component	Value	Score *	Rank/141	Best Performer
 3rd pillar: ICT adoption 0–100	-	31.8 ↓	121	Korea, Rep.
3.01 Mobile-cellular telephone subscriptions per 100 pop.	111.5	92.9 ↑	83	Multiple (63)
3.02 Mobile-broadband subscriptions per 100 pop.	22.8	N/Appl.	129	United Arab Emirates
3.03 Fixed-broadband Internet subscriptions per 100 pop.	0.1	0.1 ↓	132	Switzerland
3.04 Fibre internet subscriptions per 100 pop.	n/a	N/Appl.	n/a	Korea, Rep.
3.05 Internet users % of adult population	22.0	22.0 ↑	122	Qatar
 4th pillar: Macroeconomic stability 0–100	-	72.4 ↑	98	Multiple (33)
4.01 Inflation %	5.6	95.6 ↑	113	Multiple (88)
4.02 Debt dynamics 0–100 (best)	49.2	49.2 ↑	99	Multiple (34)
 5th pillar: Health 0–100	-	66.6 ↓	99	Multiple (4)
5.01 Healthy life expectancy years	61.3	66.6 ↓	98	Multiple (4)
 6th pillar: Skills 0–100	-	63.2 ↑	71	Switzerland
Current workforce 0–100	-	64.6 ↑	42	Switzerland
6.01 Mean years of schooling years	11.4	76.1 ↑	37	Germany
Skills of current workforce 0–100	-	53.1 ↑	63	Switzerland
6.02 Extent of staff training 1–7 (best)	3.8	46.0 ↑	93	Switzerland
6.03 Quality of vocational training 1–7 (best)	4.3	55.4 ↑	52	Switzerland
6.04 Skillset of graduates 1–7 (best)	4.2	53.7 ↑	60	Switzerland
6.05 Digital skills among active population 1–7 (best)	4.4	57.4 ↓	57	Finland
6.06 Ease of finding skilled employees 1–7 (best)	4.2	53.0 ↑	70	United States
Future workforce 0–100	-	61.7 ↑	91	Denmark
6.07 School life expectancy years	11.2	62.3 =	98	Multiple (11)
Skills of future workforce 0–100	-	61.1 ↑	60	Denmark
6.08 Critical thinking in teaching 1–7 (best)	4.2	53.0 ↑	30	Finland
6.09 Pupil-to-teacher ratio in primary education ratio	22.3	69.2 ↓	84	Multiple (5)
 7th pillar: Product market 0–100	-	54.6 ↓	70	Hong Kong SAR
Domestic competition 0–100	-	53.2 ↑	69	Hong Kong SAR
7.01 Distortive effect of taxes and subsidies on competition 1–7 (best)	4.0	50.6 ↑	54	Singapore
7.02 Extent of market dominance 1–7 (best)	3.9	49.0 ↑	55	Switzerland
7.03 Competition in services 1–7 (best)	4.6	60.1 ↑	101	Hong Kong SAR
Trade openness 0–100	-	56.0 ↓	80	Singapore
7.04 Prevalence of non-tariff barriers 1–7 (best)	4.2	53.2 ↓	96	Singapore
7.05 Trade tariffs %	5.92	60.6 ↑	78	Hong Kong SAR
7.06 Complexity of tariffs 1–7 (best)	6.2	87.3 ↓	55	Hong Kong SAR
7.07 Border clearance efficiency 1–5 (best)	1.9	23.1 =	134	Germany
 8th pillar: Labour market 0–100	-	59.8 ↑	71	Singapore
Flexibility 0–100	-	62.9 ↑	38	Singapore
8.01 Redundancy costs weeks of salary	21.7	63.1 ↓	102	Multiple (8)
8.02 Hiring and firing practices 1–7 (best)	4.5	58.7 ↑	22	Hong Kong SAR
8.03 Cooperation in labour-employer relations 1–7 (best)	4.5	59.1 ↑	59	Singapore
8.04 Flexibility of wage determination 1–7 (best)	5.4	73.7 ↑	33	Estonia
8.05 Active labour market policies 1–7 (best)	4.2	53.0 ↑	40	Switzerland
8.06 Workers' rights 0–100 (best)	n/a	73.5 ↑	n/a	Multiple (2)
8.07 Ease of hiring foreign labour 1–7 (best)	4.5	58.7 ↑	37	Albania
8.08 Internal labour mobility 1–7 (best)	4.8	63.3 ↑	47	United States
Meritocracy and incentivization 0–100	-	56.8 ↓	97	Denmark
8.09 Reliance on professional management 1–7 (best)	3.7	45.0 ↑	115	Finland
8.10 Pay and productivity 1–7 (best)	4.7	62.0 ↑	22	Hong Kong SAR
8.11 Ratio of wage and salaried female workers to male workers %	0.59	48.6 ↓	86	Multiple (4)
8.12 Labour tax rate %	28.5	71.5 =	119	Multiple (24)

Index Component	Value	Score *	Rank/141	Best Performer
 9th pillar: Financial system 0–100	-	48.8 ↑	117	Hong Kong SAR
Depth 0–100	-	25.8 ↑	108	United States
9.01 Domestic credit to private sector % GDP	18.5	19.5 ↓	118	Multiple (30)
9.02 Financing of SMEs 1–7 (best)	4.0	50.1 ↑	59	Finland
9.03 Venture capital availability 1–7 (best)	3.3	38.8 ↑	55	United States
9.04 Market capitalization % GDP	0.0	0.0	125	Multiple (15)
9.05 Insurance premium volume to GDP	n/a	20.6 ↑	n/a	Multiple (17)
Stability 0–100	-	77.6 ↑	125	Finland
9.06 Soundness of banks 1–7 (best)	3.9	47.8 ↑	118	Finland
9.07 Non-performing loans % of gross total loans	19.1	62.5 ↓	132	Multiple (3)
9.08 Credit gap %	-5.2	100.0 =	1	Multiple (98)
9.09 Banks' regulatory capital ratio % of total risk-weighted assets	17.7	100.0 =	61	Multiple (74)
 10th pillar: Market size 0–100	-	36.4 ↑	123	China
10.01 Gross domestic product PPP \$ billions	28	N/Appl.	118	China
10.02 Imports of goods and services % GDP	38.3	N/Appl.	85	Hong Kong SAR
 11th pillar: Business dynamism 0–100	-	54.8 ↑	100	United States
Administrative requirements 0–100	-	60.6 ↑	106	United States
11.01 Cost of starting a business % of GNI per capita	18.0	91.0 ↑	104	Multiple (2)
11.02 Time to start a business days	11.0	89.4 =	65	New Zealand
11.03 Insolvency recovery rate cents to the dollar	34.2	36.8 ↓	80	Japan
11.04 Insolvency regulatory framework 0–16 (best)	4.0	25.0 ↑	129	Multiple (6)
Entrepreneurial culture 0–100	-	49.0 ↑	81	Israel
11.05 Attitudes towards entrepreneurial risk 1–7 (best)	3.9	48.2 ↓	79	Israel
11.06 Willingness to delegate authority 1–7 (best)	4.2	53.5 ↑	81	Denmark
11.07 Growth of innovative companies 1–7 (best)	4.2	52.6 ↑	61	Israel
11.08 Companies embracing disruptive ideas 1–7 (best)	3.5	41.8 ↑	82	Israel
 12th pillar: Innovation capability 0–100	-	28.0 ↑	120	Germany
Interaction and diversity 0–100	-	36.5 ↓	90	Singapore
12.01 Diversity of workforce 1–7 (best)	4.5	59.1 ↑	60	Singapore
12.02 State of cluster development 1–7 (best)	3.2	36.8 ↓	114	Italy
12.03 International co-inventions per million pop.	0.00	0.0	126	Multiple (5)
12.04 Multi-stakeholder collaboration 1–7 (best)	4.0	50.1 ↑	45	Israel
Research and development 0–100	-	14.7 ↑	139	Japan
12.05 Scientific publications score	38.0	54.3 ↑	139	Multiple (9)
12.06 Patent applications per million pop.	0.04	0.7	108	Multiple (8)
12.07 R&D expenditures % GDP	0.1	3.9 ↑	109	Multiple (7)
12.08 Research institutions prominence 0–100 (best)	0.00	0.0	117	Multiple (7)
Commercialization 0–100	-	37.4 ↑	117	Luxembourg
12.09 Buyer sophistication 1–7 (best)	3.8	46.8 ↑	52	Korea, Rep.
12.10 Trademark applications per million pop.	12.52	28.0 ↓	124	Multiple (7)

* Scores are on a 0 to 100 scale, where 100 represents the optimal situation or 'frontier'. Arrows indicate the direction of the change in score from the previous edition, if available.

Note: For detailed methodology, definitions, sources, and periods, visit <http://gcr.weforum.org/>