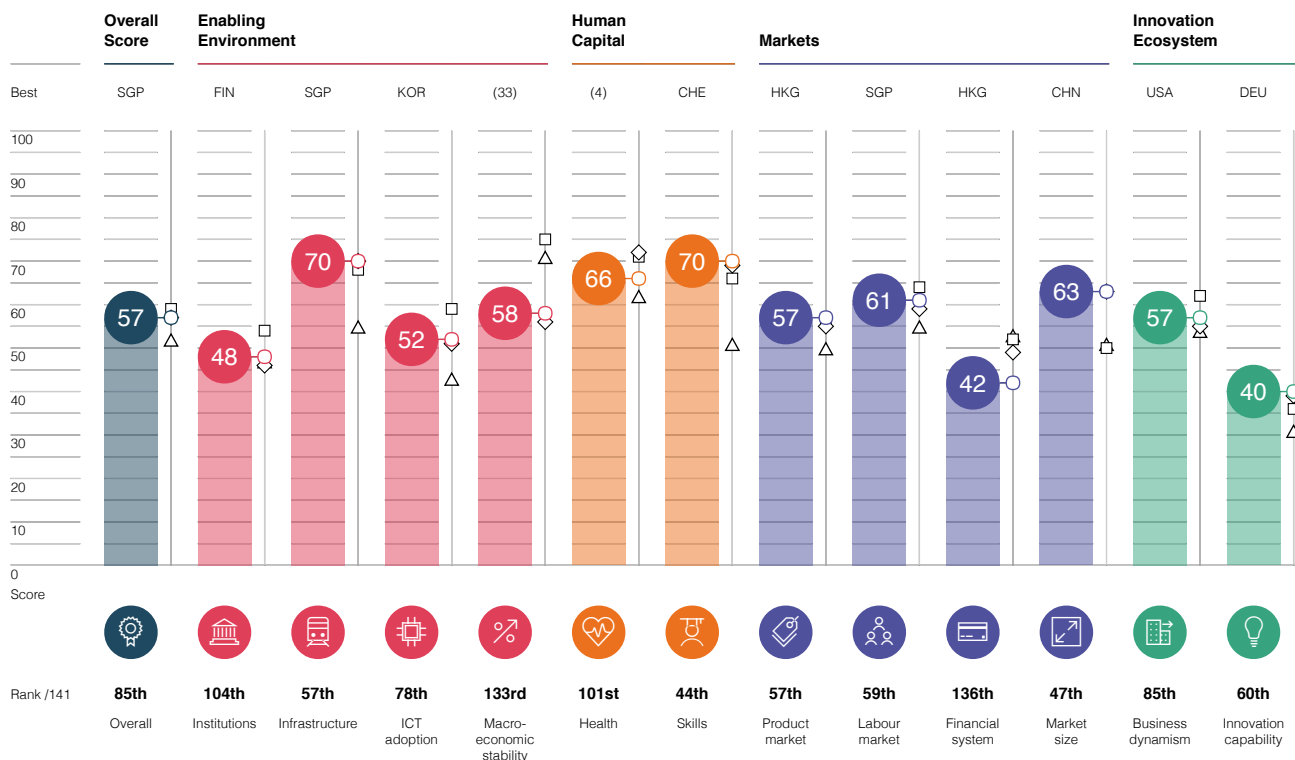


Global Competitiveness Index 4.0 2019 edition

Rank in 2018 edition: 83rd/140

Performance Overview 2019

Key ◇ Previous edition △ Lower-middle-income group average □ Eurasia average





Selected contextual indicators

Population millions	42.0	GDP (PPP) % world GDP	0.29
GDP per capita US\$	2,963.5	5-year average FDI inward flow % GDP	2.3
10-year average annual GDP growth %	0.1		

Social and environmental performance

Renewable energy consumption share %	4.1	Global Gender Gap Index 0-1 (gender parity)	0.7
Unemployment rate %	9.4	Income Gini 0 (perfect equality) -100 (perfect inequality)	25.0

Index Component	Value	Score *	Rank/141	Best Performer
 1st pillar: Institutions 0–100	-	47.9 ↑	104	Finland
Security 0–100	-	62.6 ↓	116	Finland
1.01 Organized crime 1–7 (best)	3.9	47.8 ↓	110	Finland
1.02 Homicide rate per 100,000 pop.	6.2	80.7 ↑	100	Multiple (14)
1.03 Terrorism incidence 0 (very high) -100 (no incidence)	75.9	75.9 =	132	Multiple (25)
1.04 Reliability of police services 1–7 (best)	3.8	46.2 ↑	101	Finland
Social capital 0–100	-	45.0 ↓	118	New Zealand
1.05 Social capital 0–100 (best)	45.0	45.0 ↓	109	New Zealand
Checks and balances 0–100	-	47.0 ↓	84	Finland
1.06 Budget transparency 0–100 (best)	54	54.0	39	Multiple (2)
1.07 Judicial independence 1–7 (best)	3.0	33.0 ↑	105	Finland
1.08 Efficiency of legal framework in challenging regulations 1–7 (best)	3.0	33.6 ↑	95	Finland
1.09 Freedom of the press 0–100 (worst)	32.5	67.5 ↓	81	Norway
Public-sector performance 0–100	-	50.8 ↑	72	Singapore
1.10 Burden of government regulation 1–7 (best)	3.6	43.9 ↑	62	Singapore
1.11 Efficiency of legal framework in settling disputes 1–7 (best)	3.4	39.9 ↑	88	Singapore
1.12 E-Participation 0–1 (best)	0.69	68.5 =	72	Multiple (3)
Transparency 0–100	-	32.0 ↑	104	Denmark
1.13 Incidence of corruption 0–100 (best)	32.0	32.0 ↑	104	Denmark
Property rights 0–100	-	42.1 ↓	109	Finland
1.14 Property rights 1–7 (best)	3.3	38.6 ↓	128	Finland
1.15 Intellectual property protection 1–7 (best)	3.4	39.4 ↓	118	Finland
1.16 Quality of land administration 0–30 (best)	14.5	48.3 =	76	Multiple (5)
Corporate governance 0–100	-	54.5 ↑	91	New Zealand
1.17 Strength of auditing and accounting standards 1–7 (best)	3.9	47.6 ↑	118	Finland
1.18 Conflict of interest regulation 0–10 (best)	5.3	53.0 ↑	85	Kenya
1.19 Shareholder governance 0–10 (best)	6.3	63.0 ↑	55	Kazakhstan
Future orientation of government 0–100	-	48.7	94	Luxembourg
1.20 Government ensuring policy stability 1–7 (best)	3.1	34.3	115	Switzerland
1.21 Government's responsiveness to change 1–7 (best)	3.3	37.6	98	Singapore
1.22 Legal framework's adaptability to digital business models 1–7 (best)	3.3	39.0	89	United States
1.23 Government long-term vision 1–7 (best)	3.1	35.7	104	Singapore
1.24 Energy efficiency regulation 0–100 (best)	50.7	50.7	53	Italy
1.25 Renewable energy regulation 0–100 (best)	62.7	62.7	42	Germany
1.26 Environment-related treaties in force count (out of 29)	20	69.0	95	Multiple (6)
 2nd pillar: Infrastructure 0–100	-	70.3 ↑	57	Singapore
Transport infrastructure 0–100	-	55.5 ↑	59	Singapore
2.01 Road connectivity 0–100 (best)	78.2	78.2 ↑	59	Multiple (3)
2.02 Quality of road infrastructure 1–7 (best)	3.0	33.7 ↑	114	Singapore
2.03 Railroad density km/1,000 km ²	37.3	93.3 ↑	25	Multiple (24)
2.04 Efficiency of train services 1–7 (best)	4.2	52.9 ↓	34	Japan
2.05 Airport connectivity score	68,844.5	56.6 =	53	Multiple (8)
2.06 Efficiency of air transport services 1–7 (best)	4.0	50.0 ↑	101	Singapore
2.07 Liner shipping connectivity 0–100 (best)	30.1	30.1 ↓	57	Multiple (5)
2.08 Efficiency of seaport services 1–7 (best)	3.9	48.8 ↑	78	Singapore
Utility infrastructure 0–100	-	85.2 ↓	71	Iceland
2.09 Electricity access % of population	100.0	100.0 =	2	Multiple (67)
2.10 Electricity supply quality % of output	10.3	93.4 ↑	64	Multiple (10)
2.11 Exposure to unsafe drinking water % of population	13.7	88.1 ↓	67	Multiple (28)
2.12 Reliability of water supply 1–7 (best)	4.6	59.4 ↑	80	Iceland

Index Component	Value	Score *	Rank/141	Best Performer
 3rd pillar: ICT adoption 0–100	-	51.9 ↑	78	Korea, Rep.
3.01 Mobile-cellular telephone subscriptions per 100 pop.	122.6	100.0 =	60	Multiple (63)
3.02 Mobile-broadband subscriptions per 100 pop.	45.2	N/Appl.	109	United Arab Emirates
3.03 Fixed-broadband Internet subscriptions per 100 pop.	12.3	24.6 ↓	68	Switzerland
3.04 Fibre internet subscriptions per 100 pop.	3.7	N/Appl.	46	Korea, Rep.
3.05 Internet users % of adult population	58.9	58.9 ↑	84	Qatar
 4th pillar: Macroeconomic stability 0–100	-	57.9 ↑	133	Multiple (33)
4.01 Inflation %	12.7	75.8 ↑	131	Multiple (88)
4.02 Debt dynamics 0–100 (best)	40.0	40.0 =	114	Multiple (34)
 5th pillar: Health 0–100	-	65.6 ↓	101	Multiple (4)
5.01 Healthy life expectancy years	61.0	65.6 ↓	100	Multiple (4)
 6th pillar: Skills 0–100	-	69.9 ↑	44	Switzerland
Current workforce 0–100	-	61.9 ↑	52	Switzerland
6.01 Mean years of schooling years	10.4	69.3 =	51	Germany
Skills of current workforce 0–100	-	54.5 ↑	53	Switzerland
6.02 Extent of staff training 1–7 (best)	4.0	50.4 ↑	65	Switzerland
6.03 Quality of vocational training 1–7 (best)	4.2	53.4 ↑	65	Switzerland
6.04 Skillset of graduates 1–7 (best)	4.3	54.5 ↑	54	Switzerland
6.05 Digital skills among active population 1–7 (best)	4.5	57.5 ↑	56	Finland
6.06 Ease of finding skilled employees 1–7 (best)	4.4	56.7 ↑	53	United States
Future workforce 0–100	-	77.9 ↑	37	Denmark
6.07 School life expectancy years	15.0	83.3 =	54	Multiple (11)
Skills of future workforce 0–100	-	72.6 ↑	26	Denmark
6.08 Critical thinking in teaching 1–7 (best)	4.2	52.6 ↑	31	Finland
6.09 Pupil-to-teacher ratio in primary education ratio	13.0	92.5 ↓	33	Multiple (5)
 7th pillar: Product market 0–100	-	56.5 ↑	57	Hong Kong SAR
Domestic competition 0–100	-	49.2 ↑	90	Hong Kong SAR
7.01 Distortive effect of taxes and subsidies on competition 1–7 (best)	3.4	40.0 ↑	104	Singapore
7.02 Extent of market dominance 1–7 (best)	3.6	43.2 ↑	89	Switzerland
7.03 Competition in services 1–7 (best)	4.9	64.3 ↑	77	Hong Kong SAR
Trade openness 0–100	-	63.8 ↓	32	Singapore
7.04 Prevalence of non-tariff barriers 1–7 (best)	4.2	54.1 ↑	91	Singapore
7.05 Trade tariffs %	2.69	82.1 ↑	43	Hong Kong SAR
7.06 Complexity of tariffs 1–7 (best)	5.9	81.9 ↓	66	Hong Kong SAR
7.07 Border clearance efficiency 1–5 (best)	2.5	37.3 =	90	Germany
 8th pillar: Labour market 0–100	-	61.4 ↑	59	Singapore
Flexibility 0–100	-	58.6 ↑	61	Singapore
8.01 Redundancy costs weeks of salary	13.0	81.3 =	44	Multiple (8)
8.02 Hiring and firing practices 1–7 (best)	4.3	55.3 ↑	34	Hong Kong SAR
8.03 Cooperation in labour-employer relations 1–7 (best)	4.3	54.8 ↑	88	Singapore
8.04 Flexibility of wage determination 1–7 (best)	4.5	57.8 ↑	110	Estonia
8.05 Active labour market policies 1–7 (best)	3.8	46.5 ↑	52	Switzerland
8.06 Workers' rights 0–100 (best)	64.0	64.0 ↑	93	Multiple (2)
8.07 Ease of hiring foreign labour 1–7 (best)	4.2	53.1 ↑	65	Albania
8.08 Internal labour mobility 1–7 (best)	4.4	56.3 ↑	81	United States
Meritocracy and incentivization 0–100	-	64.1 ↑	63	Denmark
8.09 Reliance on professional management 1–7 (best)	4.1	51.8 ↑	89	Finland
8.10 Pay and productivity 1–7 (best)	4.3	55.6 ↑	45	Hong Kong SAR
8.11 Ratio of wage and salaried female workers to male workers %	0.83	79.1 ↓	46	Multiple (4)
8.12 Labour tax rate %	29.6	70.0 ↓	124	Multiple (24)

Index Component	Value	Score *	Rank/141	Best Performer
 9th pillar: Financial system 0–100	-	42.3 ↓	136	Hong Kong SAR
Depth 0–100	-	30.0 ↓	97	United States
9.01 Domestic credit to private sector % GDP	47.5	50.0 ↓	76	Multiple (30)
9.02 Financing of SMEs 1–7 (best)	3.4	39.2 ↑	112	Finland
9.03 Venture capital availability 1–7 (best)	3.0	33.7 ↑	80	United States
9.04 Market capitalization % GDP	4.0	4.0 ↓	112	Multiple (15)
9.05 Insurance premium volume to GDP	1.4	23.4 ↓	78	Multiple (17)
Stability 0–100	-	57.6 ↓	141	Finland
9.06 Soundness of banks 1–7 (best)	3.2	37.4 ↑	131	Finland
9.07 Non-performing loans % of gross total loans	54.5	0.0	139	Multiple (3)
9.08 Credit gap %	-30.8	100.0 =	1	Multiple (98)
9.09 Banks' regulatory capital ratio % of total risk-weighted assets	13.7	93.0 ↓	120	Multiple (74)
 10th pillar: Market size 0–100	-	63.0 ↑	47	China
10.01 Gross domestic product PPP \$ billions	347	N/Appl.	48	China
10.02 Imports of goods and services % GDP	56.8	N/Appl.	44	Hong Kong SAR
 11th pillar: Business dynamism 0–100	-	57.2 ↑	85	United States
Administrative requirements 0–100	-	64.3 ↑	90	United States
11.01 Cost of starting a business % of GNI per capita	0.6	99.7 ↑	14	Multiple (2)
11.02 Time to start a business days	6.5	94.0 =	39	New Zealand
11.03 Insolvency recovery rate cents to the dollar	9.6	10.3 ↑	129	Japan
11.04 Insolvency regulatory framework 0–16 (best)	8.5	53.1 ↑	88	Multiple (6)
Entrepreneurial culture 0–100	-	50.0 ↑	73	Israel
11.05 Attitudes towards entrepreneurial risk 1–7 (best)	4.7	62.4 ↓	18	Israel
11.06 Willingness to delegate authority 1–7 (best)	4.3	55.5 ↑	73	Denmark
11.07 Growth of innovative companies 1–7 (best)	3.6	42.8 ↑	109	Israel
11.08 Companies embracing disruptive ideas 1–7 (best)	3.4	39.4 ↑	102	Israel
 12th pillar: Innovation capability 0–100	-	40.1 ↑	60	Germany
Interaction and diversity 0–100	-	40.3 ↑	70	Singapore
12.01 Diversity of workforce 1–7 (best)	4.6	60.4 ↑	59	Singapore
12.02 State of cluster development 1–7 (best)	3.5	40.9 ↑	96	Italy
12.03 International co-inventions per million pop.	0.53	13.0 ↑	55	Multiple (5)
12.04 Multi-stakeholder collaboration 1–7 (best)	3.8	47.0 ↑	58	Israel
Research and development 0–100	-	31.1 ↓	59	Japan
12.05 Scientific publications score	229.3	80.6 ↑	50	Multiple (9)
12.06 Patent applications per million pop.	1.56	17.3 ↑	62	Multiple (8)
12.07 R&D expenditures % GDP	0.4	15.0 ↓	67	Multiple (7)
12.08 Research institutions prominence 0–100 (best)	0.04	11.8 ↑	44	Multiple (7)
Commercialization 0–100	-	57.6 ↑	60	Luxembourg
12.09 Buyer sophistication 1–7 (best)	3.6	44.0 ↑	65	Korea, Rep.
12.10 Trademark applications per million pop.	744.49	71.2 ↑	59	Multiple (7)

* Scores are on a 0 to 100 scale, where 100 represents the optimal situation or 'frontier'. Arrows indicate the direction of the change in score from the previous edition, if available.

Note: For detailed methodology, definitions, sources, and periods, visit <http://gcr.weforum.org/>