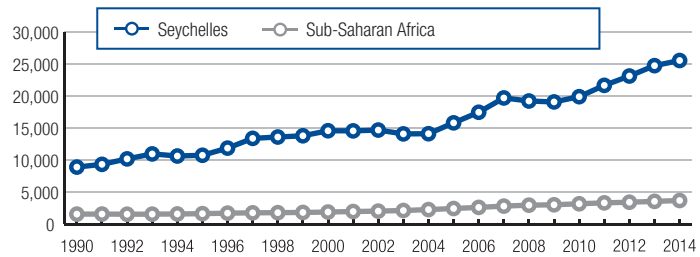


Seychelles

Key indicators, 2014

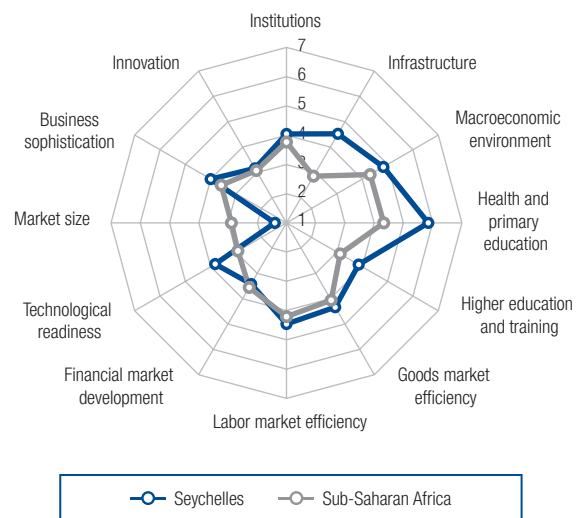
Population (millions).....	0.1
GDP (US\$ billions).....	1.4
GDP per capita (US\$).....	15,115
GDP (PPP) as share (%) of world total.....	0.00

GDP (PPP) per capita (int'l \$), 1990–2014

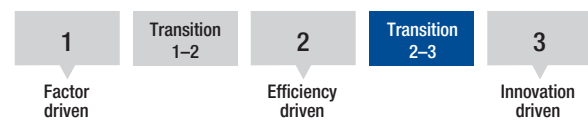


Global Competitiveness Index

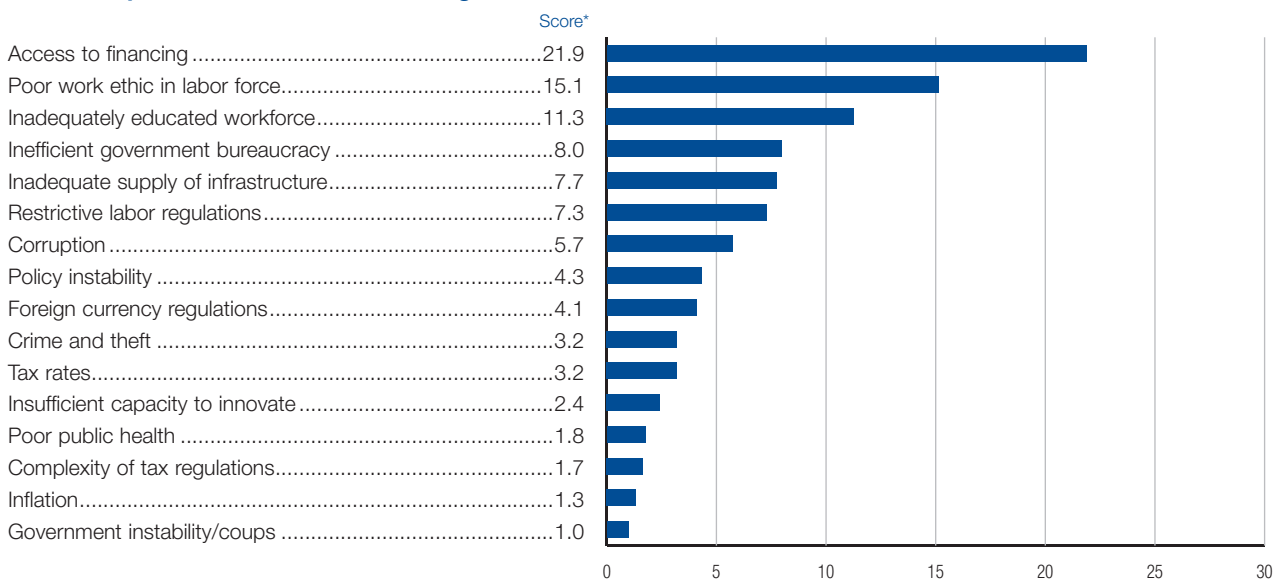
	Rank (out of 140)	Score (1–7)
GCI 2015–2016	97	3.9
GCI 2014–2015 (out of 144).....	92	3.9
GCI 2013–2014 (out of 148).....	80	4.1
GCI 2012–2013 (out of 144).....	76	4.1
Basic requirements (24.7%)	52	4.8
1st pillar: Institutions.....	61	4.0
2nd pillar: Infrastructure.....	47	4.5
3rd pillar: Macroeconomic environment.....	61	4.8
4th pillar: Health and primary education.....	64	5.8
Efficiency enhancers (50.0%)	108	3.5
5th pillar: Higher education and training.....	92	3.8
6th pillar: Goods market efficiency.....	65	4.3
7th pillar: Labor market efficiency.....	43	4.5
8th pillar: Financial market development.....	106	3.4
9th pillar: Technological readiness.....	71	3.8
10th pillar: Market size.....	140	1.4
Innovation and sophistication factors (25.3%)	70	3.6
11th pillar: Business sophistication.....	62	4.0
12th pillar: Innovation.....	87	3.2



Stage of development



The most problematic factors for doing business



* From the list of factors, respondents were asked to select the five most problematic for doing business in their country and to rank them between 1 (most problematic) and 5. The score corresponds to the responses weighted according to their rankings.

Seychelles

The Global Competitiveness Index in detail

INDICATOR	VALUE	RANK/140	INDICATOR	VALUE	RANK/140		
1st pillar: Institutions			6th pillar: Goods market efficiency (cont'd.)				
1.01	Property rights	4.2	75	6.06	No. procedures to start a business*	9	104
1.02	Intellectual property protection	3.8	75	6.07	No. days to start a business*	38.0	124
1.03	Diversion of public funds	3.7	53	6.08	Agricultural policy costs	3.9	63
1.04	Public trust in politicians	3.4	46	6.09	Prevalence of non-tariff barriers	4.4	57
1.05	Irregular payments and bribes	4.1	61	6.10	Trade tariffs, % duty*	2.6	39
1.06	Judicial independence	4.1	57	6.11	Prevalence of foreign ownership	4.4	78
1.07	Favoritism in decisions of government officials	3.2	61	6.12	Business impact of rules on FDI	4.1	101
1.08	Wastefulness of government spending	3.5	50	6.13	Burden of customs procedures	3.8	75
1.09	Burden of government regulation	4.2	16	6.14	Imports as a percentage of GDP*	97.9	7
1.10	Efficiency of legal framework in settling disputes	4.0	49	6.15	Degree of customer orientation	3.9	115
1.11	Efficiency of legal framework in challenging regs.	3.4	75	6.16	Buyer sophistication	3.6	52
1.12	Transparency of government policymaking	4.1	70	7th pillar: Labor market efficiency			
1.13	Business costs of terrorism	4.6	105	7.01	Cooperation in labor-employer relations	4.0	104
1.14	Business costs of crime and violence	4.2	88	7.02	Flexibility of wage determination	4.9	78
1.15	Organized crime	4.9	65	7.03	Hiring and firing practices	3.6	85
1.16	Reliability of police services	4.1	67	7.04	Redundancy costs, weeks of salary*	11.9	47
1.17	Ethical behavior of firms	4.1	54	7.05	Effect of taxation on incentives to work	3.9	59
1.18	Strength of auditing and reporting standards	4.3	89	7.06	Pay and productivity	3.5	104
1.19	Efficacy of corporate boards	4.9	57	7.07	Reliance on professional management	4.4	56
1.20	Protection of minority shareholders' interests	4.4	43	7.08	Country capacity to retain talent	3.1	95
1.21	Strength of investor protection, 0–10 (best)*	5.8	55	7.09	Country capacity to attract talent	4.0	29
2nd pillar: Infrastructure			7.10	Women in labor force, ratio to men*	0.91	30	
2.01	Quality of overall infrastructure	4.7	43	8th pillar: Financial market development			
2.02	Quality of roads	4.2	59	8.01	Availability of financial services	3.9	102
2.03	Quality of railroad infrastructure	N/Appl.	n/a	8.02	Affordability of financial services	3.9	94
2.04	Quality of port infrastructure	5.0	34	8.03	Financing through local equity market	3.1	93
2.05	Quality of air transport infrastructure	4.9	47	8.04	Ease of access to loans	3.0	51
2.06	Available airline seat km/week, millions*	37.8	105	8.05	Venture capital availability	2.7	67
2.07	Quality of electricity supply	4.8	68	8.06	Soundness of banks	4.5	90
2.08	Mobile telephone subscriptions/100 pop.*	162.2	10	8.07	Regulation of securities exchanges	4.0	79
2.09	Fixed-telephone lines/100 pop.*	22.7	45	8.08	Legal rights index, 0–12 (best)*	2	106
3rd pillar: Macroeconomic environment			9th pillar: Technological readiness				
3.01	Government budget balance, % GDP*	3.3	7	9.01	Availability of latest technologies	4.9	60
3.02	Gross national savings, % GDP*	15.0	100	9.02	Firm-level technology absorption	4.7	61
3.03	Inflation, annual % change*	1.4	1	9.03	FDI and technology transfer	4.2	87
3.04	General government debt, % GDP*	64.6	102	9.04	Individuals using Internet, %*	54.3	63
3.05	Country credit rating, 0–100 (best)*	26.3	113	9.05	Fixed-broadband Internet subscriptions/100 pop.*	12.7	59
4th pillar: Health and primary education			9.06	Int'l Internet bandwidth, kb/s per user*	28.9	73	
4.01	Malaria cases/100,000 pop.*	S.L.	n/a	9.07	Mobile-broadband subscriptions/100 pop.*	12.7	109
4.02	Business impact of malaria	N/Appl.	n/a	10th pillar: Market size			
4.03	Tuberculosis cases/100,000 pop.*	30.0	56	10.01	Domestic market size index, 1–7 (best)*	1.0	140
4.04	Business impact of tuberculosis	4.4	105	10.02	Foreign market size index, 1–7 (best)*	2.6	137
4.05	HIV prevalence, % adult pop.*	0.8	105	10.03	GDP (PPP\$ billions)*	2.4	140
4.06	Business impact of HIV/AIDS	4.1	120	10.04	Exports as a percentage of GDP*	71.6	21
4.07	Infant mortality, deaths/1,000 live births*	12.2	63	11th pillar: Business sophistication			
4.08	Life expectancy, years*	74.2	71	11.01	Local supplier quantity	4.0	112
4.09	Quality of primary education	4.6	42	11.02	Local supplier quality	3.8	101
4.10	Primary education enrollment, net %*	91.1	95	11.03	State of cluster development	3.9	54
5th pillar: Higher education and training			11.04	Nature of competitive advantage	4.7	25	
5.01	Secondary education enrollment, gross %*	79.5	92	11.05	Value chain breadth	3.9	55
5.02	Tertiary education enrollment, gross %*	1.3	136	11.06	Control of international distribution	3.8	65
5.03	Quality of the education system	4.3	38	11.07	Production process sophistication	3.9	64
5.04	Quality of math and science education	4.3	56	11.08	Extent of marketing	3.9	97
5.05	Quality of management schools	4.3	60	11.09	Willingness to delegate authority	3.7	69
5.06	Internet access in schools	4.2	72	12th pillar: Innovation			
5.07	Availability of specialized training services	3.6	105	12.01	Capacity for innovation	3.9	75
5.08	Extent of staff training	4.0	60	12.02	Quality of scientific research institutions	3.6	78
6th pillar: Goods market efficiency			12.03	Company spending on R&D	3.1	76	
6.01	Intensity of local competition	4.2	129	12.04	University-industry collaboration in R&D	3.4	80
6.02	Extent of market dominance	3.9	48	12.05	Gov't procurement of advanced tech products	3.7	40
6.03	Effectiveness of anti-monopoly policy	4.1	43	12.06	Availability of scientists and engineers	2.8	136
6.04	Effect of taxation on incentives to invest	3.9	39	12.07	PCT patents, applications/million pop.*	5.4	47
6.05	Total tax rate, % profits*	31.7	43				

Notes: Values are on a 1-to-7 scale unless otherwise annotated with an asterisk (*). For further details and explanation, please refer to the section "How to Read the Country/Economy Profiles" on page 89.